Internal turning tools

















S–steel
A–steel(w)thru coolant
D–Devibrator
C–Carbide
E–Carbide(w)thru coolant
H–Interchangeable head
R–Rotating head

Boring bar or head type

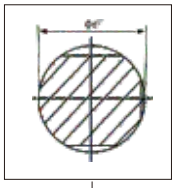

Insert Clearance	
N	0°
P	11°
C	7°
B	5°
E	15°
D	20°

R	
L	

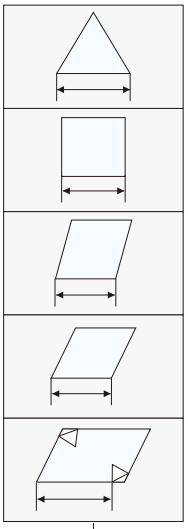

S	32	S	D	C	L	N	R	12	

Shank length l1 (mm)	
K	125
M	150
Q	180
R	200
S	250
T	300
U	350
V	400
W	450
Y	500
X	Special

Method of Holding	
	D
	M
	P
	B
	S

Insert Shape	
C	80° Rhombic
D	55° Rhombic
R	Round
S	Square
T	Triangle
V	35° Rhombic
W	Trigon

Cutting Edge Angle					
A	90°	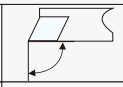	L	95°	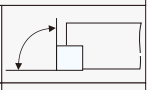
B	75°	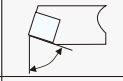	N	63°	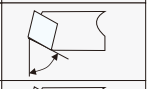
D	45°	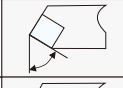	P	62.5°	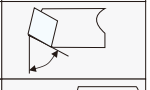
E	60°	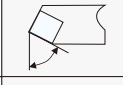	Q	108°	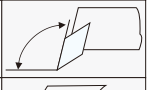
F	91°	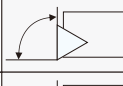	S	45°	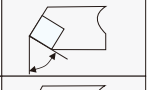
G	90°	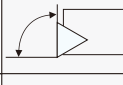	T	60°	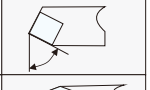
U	93°	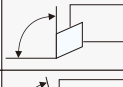	V	72.5°	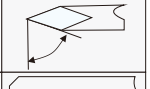
K	75°	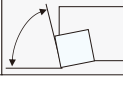	Z	93°	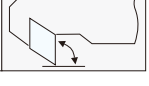

S**MCLNR/L



C005

S**PCLNR/L



C005

S**DCLNR/L



C006

S**BCLNR/L



C006

S**MCKNR/L



C007

S**MCWNR/L



C007

S**MSKNR/L



C008

S**DDUNR/L



C008

S**PDUNR/L



C009

S**DDQNR/L



C009

S**MTQNR/L



C010

S**MTJNR/L



C011

S**MTFNR/L



C011

S**PTUNR/L



C012

S**MTUNR/L



C012

S**DTUNR/L



C013

S**MTWNR/L



C013

S**MWLNR/L



C014

S**PWLNR/L



C014

S**DWLNR/L



C015

S**DVXNR/L



C015

S**DVQNR/L



C016

S**DVUNR/L



C016

C**-SCLCR/L



C017

E**-SCLCR/L



C017

H**-SCLCR/L



C018

C****-SDQCR/L



C018

C**-SDUCR/L



C019

H**-SDUCR/L



C019

H**-SDQCR/L



C020

C**-STFCR/L



C020

E****-STFCR/L-A



C021

H**-STUCR/L



C021

C**-STUBR/L



C022

E**-STUBR/L-A



C022

C**-STUPR/L



C023

E**-STUPR/L



C023

H**-STUPR/L



C024

C**-SWUBR/L



C024

E**-SWUBR/L



C025

H**-SWUBR/L



C025

SHB Cutter



C026

S**-SCLCR/L



C026

S**-SCLCR/L



C027

S**-SCKCR/L



C027

S**-SCZCR/L



C028

S**-SDQCR/L



C028

S**-SDUCR/L



C029

S**-SDZCR/L



C029

S**-SDWCR/L



C030

S**-SSSCR/L



C030

S**-SSKCR/L



C031

S**-STFCR/L



C031

S**-STUCR/L



C032

S**-STWCR/L



C032

S**-SVQB(C)R/L



C033

S**-SVUB(C)R/L



C033

S**-SVXB(C)R/L



C034

S**-SVZB(C)R/L



C034

S**-SVWCR/L



C035

S**-SWLCR/L



C035

F**SCLCR/L
F**STFCR/L



C036

F**SDUCR/L
An-Ti boring Bar



C037

An-Ti boring Bar
An-Ti boring Bar



C038

Postive 95° Boring
Postive 93° Boring and Lathing



C039

Postive 93° Boring and Lathing
Postive 62.5° Lathing



C040

Postive 93° Boring
Negative 95° Boring



C041

Negative 93° Boring and Lathing
Negative 95° Boring



C042

Negative 93° Boring and Lathing
Negative 62.5° Lathing



C043

Negative 93° Boring and Lathing
Postive 93° Boring and Lathing



C044

Postive 95° Boring and Lathing



C045

Center calibration block



C045

S**MCLNR/L



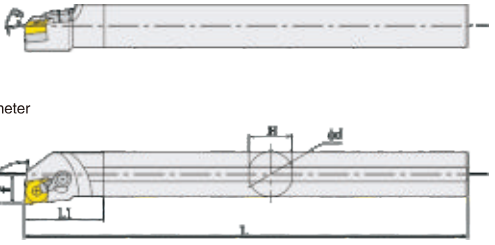

Ordering Code	Stock		Dimensions(mm)							Insert	Shim	Pin	Clamp	Screw	Wrench
	R	L	D	d	L	L1	H	f	a°						
S20Q-MCLNR/L12	●	●	25	20	180	45	18	13	15	CN**1204	※	MXD0614	MYB1811	ST0620	L2.5 L3.0
S20R-MCLNR/L12	●	●	25	20	200	45	18	13	15						
S25R-MCLNR/L12	●	●	32	25	200	45	23	16.5	12				MYB1814	ST0625	
S25S-MCLNR/L12	●	●	32	25	250	45	23	16.5	12						
S32S-MCLNR/L12	●	●	40	32	250	50	29	22.5	17		CN-M1204	MXD0617			
S32T-MCLNR/L12	●	●	40	32	300	50	29	22.5	17						
S40T-MCLNR/L12	●	●	50	40	300	55	37	26	15						
S40U-MCLNR/L12	●	●	50	40	350	55	37	26	15						

S**PCLNR/L



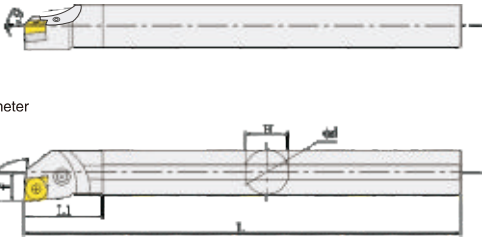

Ordering Code	Stock		Dimensions(mm)							Insert	Shim	Pin	Clamp	Screw	Wrench
	R	L	D	d	L	L1	H	f	a°						
S20R-PCLNR/L09	●	●	25	20	200	32	16	13	15	CN**0903	※	GGX0310A	※	NLJ0615	L3.0
S25S-PCLNR/L12	●	●	32	25	250	40	20	17	12	CN**1204		GGX0514A		NLJ0816	
S32T-PCLNR/L12	●	●	40	32	300	50	32	22	17		CN-P1203	GGX0514	DPX0803	NLJ0820	
S40U-PCLNR/L12	●	●	50	40	350	55	40	27	15						

●Stock ○Availabie upon Order

S**DCLNR/L



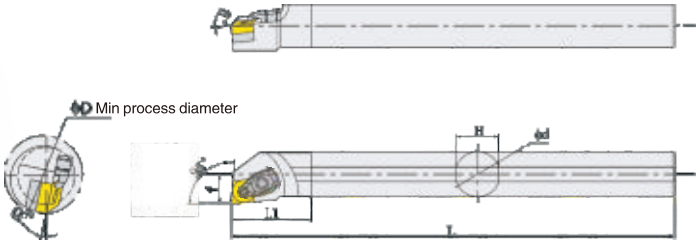

Ordering Code	Stock		Dimensions(mm)							Insert	Shim	Pin	Clamp	Screw	Spring	Wrench
	R	L	D	d	L	L1	H	f	a°							
S20R-DCLNR/L12	●	●	25	20	200	32	16	13	15	CN**1204	※	※	DYB2214	DGD0520	DTN0814	L4.0
S25S-DCLNR/L12	●	●	32	25	250	40	20	17	12							
S32T-DCLNR/L12	●	●	40	32	300	50	32	22	17		CN-D1204	DXD0614				
S40U-DCLNR/L12	●	●	50	40	350	55	40	27	15							

S**BCLNR/L



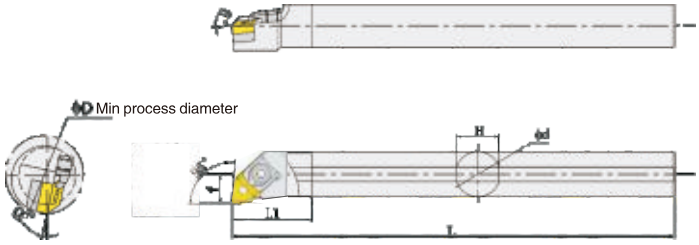

Ordering Code	Stock		Dimensions(mm)							Insert	Shim	Pin	Clamp	Screw	Spring	Wrench
	R	L	D	d	L	L1	H	f	a°							
S32S-BCLNR/L12	●	●	40	32	250	50	32	22	17	CN**1204	CN-B1204	CTM6-S	BC12	BCS08	CR07	L3.0 L4.0
S32T-BCLNR/L12	●	●	40	32	300	50	32	22	17							
S40U-BCLNR/L12	●	●	50	40	350	55	40	27	15							

●Stock ○Availabie upon Order

S**MCKNR/L



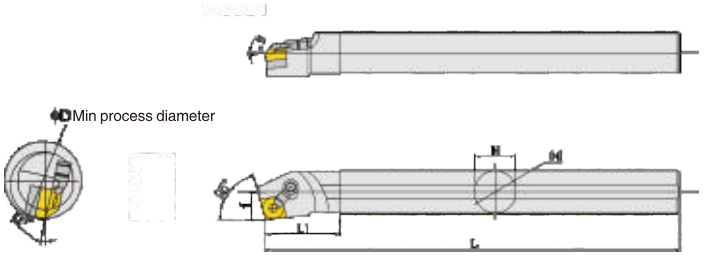

Ordering Code	Stock		Dimensions(mm)							Insert	Shim	Pin	Clamp	Screw	Wrench
	R	L	D	d	L	L1	H	f	a°						
S20Q-MCKNR/L12	●	●	25	20	180	45	18	13	15	CN**1204	※	MXD0614	MYB1811	ST0620	L2.5 L3.0
S20R-MCKNR/L12	●	●	25	20	200	45	18	13	15						
S25R-MCKNR/L12	●	●	32	25	200	45	23	16.5	12				MYB1814	ST0625	
S25S-MCKNR/L12	●	●	32	25	250	45	23	16.5	12						
S32S-MCKNR/L12	●	●	40	32	250	50	29	22.5	17		CN-M1204	MXD0617			
S32T-MCKNR/L12	●	●	40	32	300	50	29	22.5	17						

S**MCWNR/L



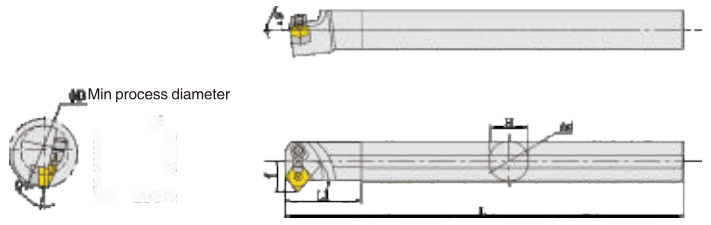

Ordering Code	Stock		Dimensions(mm)							Insert	Shim	Pin	Clamp	Screw	Wrench
	R	L	D	d	L	L1	H	f	a°						
S20R-MCWNR/L12	●	●	30	20	200	45	18	13	15	CN**1204	※	MXD0614	MYB1811	ST0620	L2.5 L3.0
S25S-MCWNR/L12	●	●	32	25	250	45	23	16.5	12				MYB1814	ST0625	
S32T-MCWNR/L12	●	●	40	32	300	50	29	22.5	17		CN-M1204	MXD0617			

●Stock ○Availabie upon Order

S**MSKNR/L



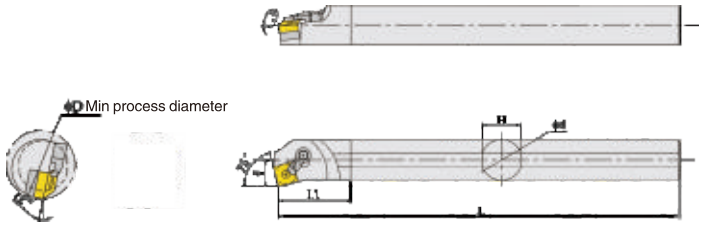

Ordering Code	Stock		Dimensions(mm)							Insert	Shim	Pin	Clamp	Screw	Wrench
	R	L	D	d	L	L1	H	f	a°						
S20R–MSKNR/L12	●	●	25	20	200	45	18	13	15	SN**1204	※	MXD0614	MYB1811	ST0620	L2.5 L3.0
S25S–MSKNR/L12	●	●	32	25	250	45	23	16.5	12				MYB1814	ST0625	
S32T–MSKNR/L12	●	●	40	32	300	50	29	22.5	17		CN–M1204	MXD0617			

S**DDUNR/L



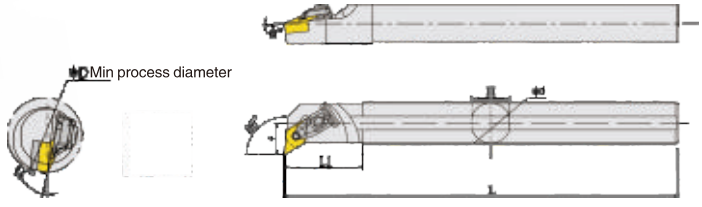

Ordering Code	Stock		Dimensions(mm)							Insert	Shim	Pin	Clamp	Screw	Wrench	Wrench
	R	L	D	d	L	L1	H	f	a°							
S25S–DDUNR/L1504	●	●	32	25	250	40	23	17	12	DN**1504	※	※	DYB2514	DGD0520	DTN0814	L4.0
S32T–DDUNR/L1504	●	●	40	32	300	50	29	22.5	17		DN–D1506	DXD0614				
S40U–DDUNR/L1504	●	●	50	40	350	55	37	26	15							
S32T–DDUNR/L1506	●	●	42	32	300	50	29	22.5	17	DN**1506	DN–D1504					
S40U–DDUNR/L1506	●	●	50	40	350	55	37	26	15							

●Stock ○Availabie upon Order

S**PDUNR/L



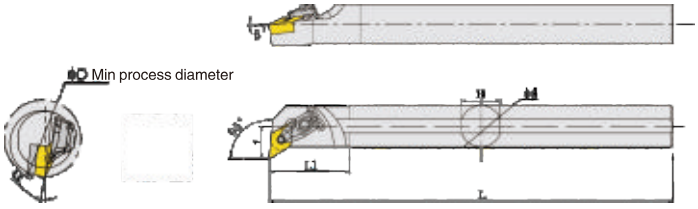

Ordering Code	Stock		Dimensions(mm)							Insert	Shim	Lever	Shim pin	Screw	Wrench
	R	L	D	d	L	L1	H	f	a°						
S20R–PDUNR/L11	●	●	25	20	200	30	18	13	15	DN**1104	※	GGX0310A	※	NLJ0617	L3.0
S25S–PDUNR/L1506	●	●	32	25	250	35	23	17	12	DN**1506		GGX0514A		NLJ0816	
S32T–PDUNR/L1506	●	●	40	32	300	40	30	22	17		DN–P1503	GGX0514D	DPX0606	NLJ0820	
S40U–PDUNR/L1506	●	●	50	40	350	50	37	27	15						

S**DDQNR/L



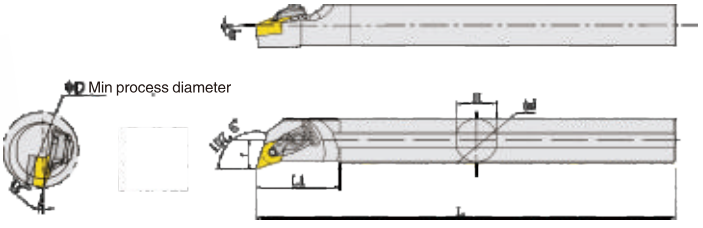

Ordering Code	Stock		Dimensions(mm)							Insert	Shim	Pin	Clamp	Screw	Wrench	Wrench
	R	L	D	d	L	L1	H	f	a°							
S25S–DDQNR/L1504	●	●	32	25	250	40	23	17	12	DN**1504	※	※	DYB2514	DGD0520	DTN0814	L4.0
S32T–DDQNR/L1504	●	●	40	32	300	50	29	22.5	17		DN–D1506	DXD0614				
S40U–DDQNR/L1504	●	●	50	40	350	55	37	26	15							
S32T–DDQNR/L1506	●	●	40	32	300	50	29	22.5	17	DN**1506	DN–D1504					
S40U–DDQNR/L1506	●	●	50	40	350	55	37	26	15							

●Stock ○Availabie upon Order

S**MTQNR/L



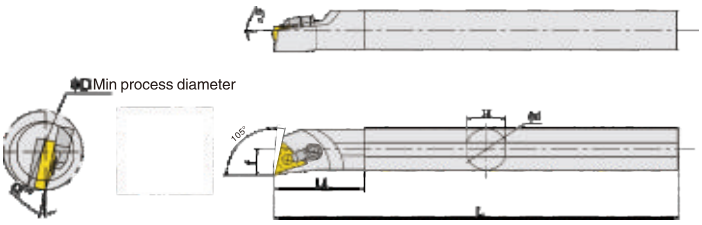

Ordering Code	Stock		Dimensions(mm)							Insert	Shim	Pin	Clamp	Screw	Wrench
	R	L	D	d	L	L1	H	f	a°						
S20R–MTQNR/L16	●	●	25	20	200	40	18	12.5	15	TN**1604	※	MXD0511	MYB1811	ST0622	L2.0 L3.0
S25S–MTQNR/L16	●	●	32	25	250	45	23	16	12				MYB1814	ST0625	
S32T–MTQNR/L16	●	●	41	32	300	54	29	22.5	17		TN–M1603	MXD0513			

●Stock ○Availabie upon Order

S**MTJNR/L



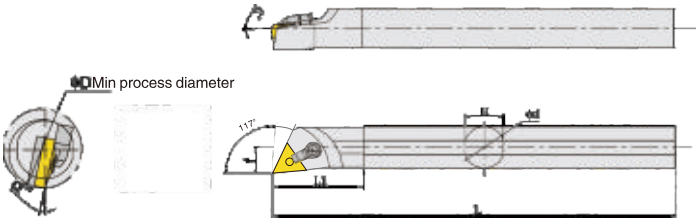

Ordering Code	Stock		Dimensions(mm)							Insert	Shim	Pin	Clamp	Screw	Wrench
	R	L	D	d	L	L1	H	f	a°						
S20Q-MTJNR/L16	●	●	25	20	180	40	18	13	15	TN**1604	※	MXD0511	MYB1811	ST0620	L2.0 L3.0
S20R-MTJNR/L16	●	●	25	20	200	40	18	13	15						
S25R-MTJNR/L16	●	●	32	25	200	45	23	16.5	12				MYB1814	ST0625	
S25S-MTJNR/L16	●	●	32	25	250	45	23	16.5	12						
S32S-MTJNR/L16	●	●	41	32	250	54	29	22.5	17		TN-M1603	MXD0513			
S32T-MTJNR/L16	●	●	41	32	300	54	29	22.5	17						

S**MTFNR/L



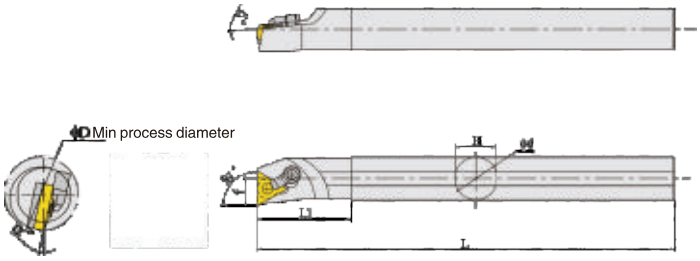

Ordering Code	Stock		Dimensions(mm)							Insert	Shim	Pin	Clamp	Screw	Wrench
	R	L	D	d	L	L1	H	f	a°						
S16Q-MTFNR/L16	●	●	20	16	180	38	15	11	15	TN**1604	※	MXD0511	MYB1811	ST0620	L2.0 L3.0
S20Q-MTFNR/L16	●	●	25	20	180	45	18	13	15						
S20R-MTFNR/L16	●	●	25	20	200	45	18	13	15				MYB1814	ST0625	
S25R-MTFNR/L16	●	●	32	25	200	45	23	16.5	12						
S25S-MTFNR/L16	●	●	32	25	250	45	23	16.5	12						
S32S-MTFNR/L16	●	●	41	32	250	50	29	22.5	17		TN-M1603	MXD0513			
S32T-MTFNR/L16	●	●	41	32	300	50	29	22.5	17						

●Stock ○Availabie upon Order

S**PTUNR/L



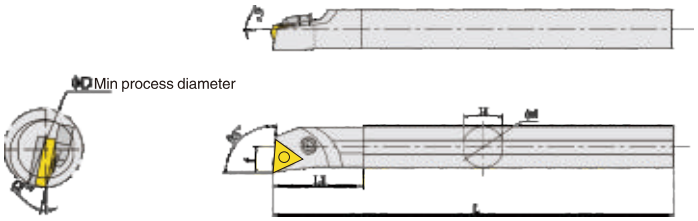

Ordering Code	Stock		Dimensions(mm)							Insert	Shim	Lever	Shim pin	Screw	Wrench
	R	L	D	d	L	L1	H	f	a°						
S20R–PTUNR/L16	●	●	25	20	200	33	18	13	15	TN**1604	※	GGX0310A	※	NLJ0615	L2.5
S25S–PTUNR/L16	●	●	32	25	250	42	23	17	12						
S32T–PTUNR/L16	●	●	44	32	300	50	30	22	17		TN–P1603	GGX0310	DPX0505	NLJ0618	
S40T–PTUNR/L16	●	●	54	40	300	55	37	27	15						

S**MTUNR/L



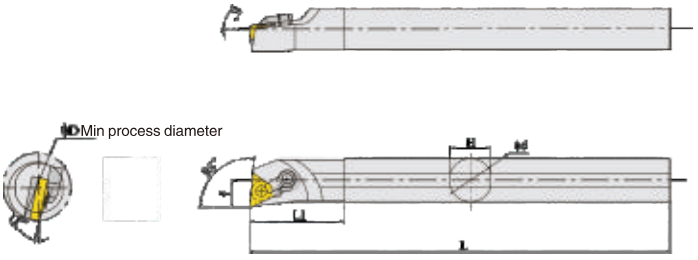

Ordering Code	Stock		Dimensions(mm)							Insert	Shim	Pin	Clamp	Screw	Wrench
	R	L	D	d	L	L1	H	f	a°						
S16Q–MTUNR/L16	○	○	20	16	180	38	15	11	15	TN**1604	※	MXD0511	MYB1811	ST0620	L2.0 L3.0
S20Q–MTUNR/L16	●	●	25	20	180	45	18	13	15						
S20R–MTUNR/L16	●	●	25	20	200	45	18	13	15				MYB1814	St0625	
S25R–MTUNR/L16	●	●	32	25	200	45	23	16.5	12						
S25S–MTUNR/L16	●	●	32	25	250	45	23	16.5	12						
S32S–MTUNR/L16	●	●	41	32	250	50	29	22.5	17		TN–M1603	MXD0513			
S32T–MTUNR/L16	●	●	41	32	300	50	29	22.5	17						

●Stock ○Availabie upon Order

S**DTUNR/L



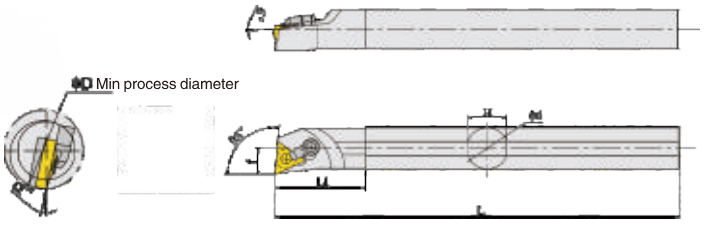

Ordering Code	Stock		Dimensions(mm)							Insert	Shim	Pin	Clamp	Screw	Wrench	Wrench
	R	L	D	d	L	L1	H	f	a°							
S20R–DTUNR/L16	●	●	25	20	200	45	18	13	15	TN**1604	※	※	DYB2313	DGD0520	DTH0814	L4.0
S25S–DTUNR/L16	●	●	32	25	250	45	23	16.5	12							
S32T–DTUNR/L16	●	●	42	32	300	50	29	22.5	17		TN–D1603	DXD0512				

S**MTWNR/L



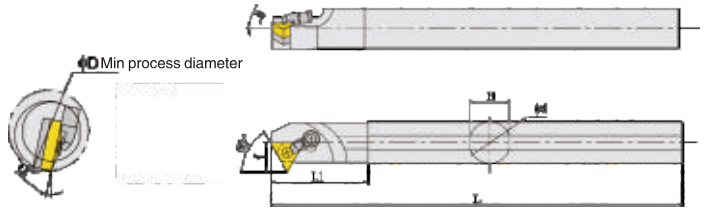

Ordering Code	Stock		Dimensions(mm)							Insert	Shim	Pin	Clamp	Screw	Wrench
	R	L	D	d	L	L1	H	f	a°						
S20R–MTWNR/L16	●	●	25	20	200	45	18	14	15	TN**1604	※	MXD0511	MYB1811	ST0622	L2.0 L3.0
S25S–MTWNR/L16	●	●	32	25	250	45	23	16	12				MYB1814	ST0625	
S32T–MTWNR/L16	●	●	41	32	300	50	29	20	17		TN–M1603	MXD0513			

●Stock ○Availabie upon Order

S**MWLNR/L





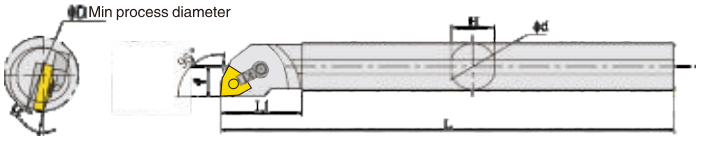

Ordering Code	Stock		Dimensions(mm)							Insert	Shim	Lever	Clamp	Screw	Wrench
	R	L	D	d	L	L1	H	f	a°						
S16Q–MWLNR/L06	●	●	22	16	180	38	15	11	15	WN**0604	※	MXD0511	MYB1811	ST0620	L2.0 L3.0
S20R–MWLNR/L06	●	●	25	20	200	45	18	13	15						
S25S–MWLNR/L06	●	●	32	25	250	45	23	16.5	12				MYB1814	ST0625	L2.0 L3.0
S20Q–MWLNR/L08	●	●	25	20	180	45	18	13	15	WN**0804		MXD0614	MYB1811	ST0620	
S20R–MWLNR/L08	●	●	25	20	200	45	18	13	15						
S25R–MWLNR/L08	●	●	32	25	200	45	23	16.5	12				MYB1814	ST0625	
S25S–MWLNR/L08	●	●	32	25	250	45	23	16.5	12						
S32S–MWLNR/L08	●	●	41	32	250	50	29	22.5	17		WN–M0804	MXD0617			
S32T–MWLNR/L08	●	●	41	32	300	50	29	22.5	17						
S40U–MWLNR/L08	●	●	50	40	350	55	37	26	15						

S**PWLNR/L





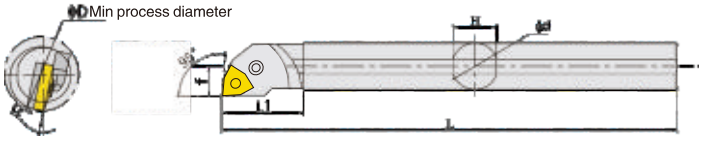

Ordering Code	Stock		Dimensions(mm)							Insert	Shim	Lever	Shim pin	Screw	Wrench
	R	L	D	d	L	L1	H	f	a°						
S20R–PWLNR/L06	●	●	25	20	200	45	18	13	15	WN**0604	※	GGX0310	※	NLJ0615	L3.0
S25S–PWLNR/L08	●	●	32	25	250	45	23	16.5	12	WN**0804		GGX0514A		NLJ0816	
S32T–PWLNR/L08	●	●	44	32	300	50	29	22.5	17		WN–P0803	GGX0514	DPX0606	NLJ0820	
S40T–PWLNR/L08	●	●	54	40	300	55	37	26	15						

●Stock ○Availabie upon Order

S**DWLNR/L





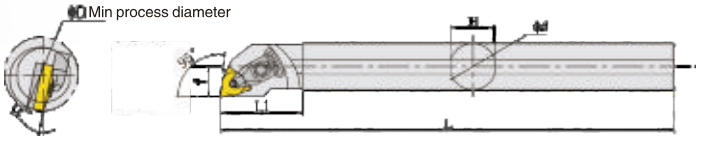

Ordering Code	Stock		Dimensions(mm)							Insert	Shim	Pin	Clamp	Screw	Wrench	Wrench
	R	L	D	d	L	L1	H	f	a°							
S20R-DWLNR/L08	●	●	25	20	200	45	18	13	15	WN**0804	※	※	DYB2214	DGD0520	DTN0814	L4.0
S25S-DWLNR/L08	●	●	32	25	250	45	23	16.5	12							
S32T-DWLNR/L08	●	●	42	32	300	50	29	22.5	17		WN-D0804	DXD0614				
S40U-DWLNR/L08	●	●	50	40	350	55	37	26	15							

S**DVXNR/L





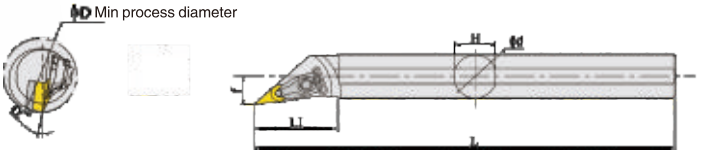

Ordering Code	Stock		Dimensions(mm)							Insert	Shim	Pin	Clamp	Screw	Wrench	Wrench
	R	L	D	d	L	L1	H	f	a°							
S20R-DVXNR/L16	●	●	27	20	200	45	18	14	15	VN**1604	※	※	DYB2914	DGD0520	DTN0814	L4.0
S25S-DVXNR/L16	●	●	32	25	250	45	23	17	12							
S32T-DVXNR/L16	●	●	42	32	300	50	29	23	17		VN-D1603	DXD0512				
S40U-DVXNR/L16	●	●	50	40	350	55	37	27	15							

●Stock ○Availabie upon Order

S**DVQNR/L





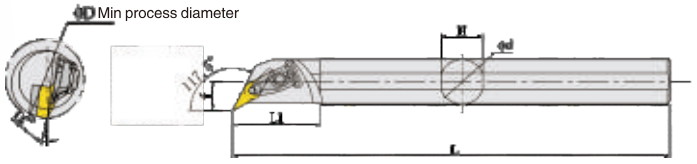

Ordering Code	Stock		Dimensions(mm)							Insert	Shim	Pin	Clamp	Screw	Wrench	Wrench
	R	L	D	d	L	L1	H	f	a°							
S25S-DVQNR/L16	●	●	32	25	250	45	23	17	12	VN**1604	※	※	DYB2914	DGD0520	DTH0814	L4.0
S32T-DVQNR/L16	●	●	42	32	300	50	29	23	17		VN-D1603	DXD0512				
S40U-DVQNR/L16	●	●	50	40	350	55	37	27	15							

S**DVUNR/L





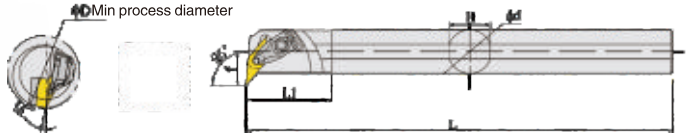

Ordering Code	Stock		Dimensions(mm)							Insert	Shim	Pin	Clamp	Screw	Wrench	Wrench
	R	L	D	d	L	L1	H	f	a°							
S25S-DVUNR/L16	●	●	32	25	250	45	23	17	12	VN**1604	※	※	DYB2914	DGD0520	DTH0814	L4.0
S32T-DVUNR/L16	●	●	42	32	300	50	29	23	17		VN-D1603	DXD0512				
S40U-DVUNR/L16	●	●	50	40	350	55	37	27	15							

●Stock ○Availabie upon Order

C**–SCLCR/L (Carbide Holder)



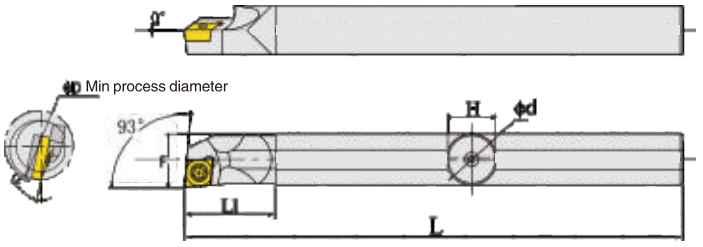

Ordering Code	Stock		Dimensions(mm)							Insert	Screw	Wrench
	R	L	D	d	L	L1	H	f	a°			
C04G–SCLCR/L03	●	○	5	4	2.5	3.8	90	15	15°	CCGT0301	M1.8*3.5	T–6
C05H–SCLCR/L03	●	○	6	5	3	4.4	100	15	13°			
C06H–SCLCR/L04	●	○	7	6	3.5	5.4	100	15	13°	CCGT0401	M2.0*4	T–6
C07K–SCLCR/L04	●	○	8	7	4	6.4	125	20	15°			
C08K–SCLCR/L06	●	○	10	8	5	7	125	20	13	CC**0602	M2.5*6	T–8
C10K–SCLCR/L06	●	○	13	10	6.5	9	125	22	12			
C12M–SCLCR/L06	●	○	16	12	8	11	150	25	10			
C12Q–SCLCR/L06	●	○	16	12	8	11	180	25	12			
C16Q–SCLCR/L09	●	○	20	16	10	15	180	28	10	CC**09T3	M4*10	T–15
C20S–SCLCR/L09	●	○	25	20	12.5	18	250	33	8			

E**–SCLCR/L (Carbide(w)thru coolant)



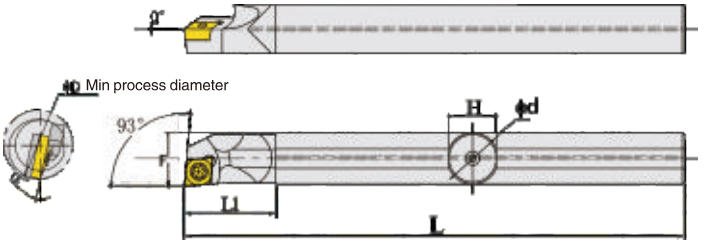

Ordering Code	Stock		Dimensions(mm)							Insert	Screw	Wrench
	R	L	D	d	L	L1	H	f	a°			
E0604G–SCLCR/L03	●	○	6	4	2.5	3.8	90	15	15°	CCGT0301	M1.8*3.5	T–6
E0605H–SCLCR/L03	●	○	6	5	3	4.4	100	15	13°			
E06H–SCLCR/L04	●	○	7	6	3.5	5.4	100	15	13°	CCGT0401	M2.0*4	T–6
E07K–SCLCR/L04	●	○	8	7	4	6.4	125	20	15°			
E08K–SCLCR/L06	●	○	10	8	5	7	125	20	13	CC**0602	M2.5*6	T–8
E10K–SCLCR/L06	●	○	13	10	6.5	9	125	22	12			
E12M–SCLCR/L06	●	○	16	12	8	11	150	25	10			
E12Q–SCLCR/L06	●	○	16	12	8	11	180	25	12			
E16Q–SCLCR/L09	●	○	20	16	10	15	180	28	10	CC**09T3	M4*10	T–15
E20S–SCLCR/L09	●	○	25	20	12.5	18	250	33	8			

●Stock ○Availabie upon Order

H**–SCLCR/L (HSS Holder)



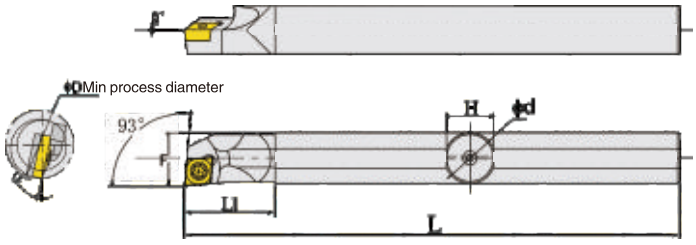

Ordering Code	Stock		Dimensions(mm)							Insert	Screw	Wrench
	R	L	D	d	L	L1	H	f	a°			
H04H–SCLCR/L03	●	○	5	4	2.5	3.8	100	15	15°	CCGT0301	M1.8*3.5	T–6
H05H–SCLCR/L03	●	○	6	5	3	4.4	100	15	13°			
H1004H–SCLCR/L03	●	○	5	10	2.5	3.8	100	15	15°	CCGT0301	M1.8*3.5	T–6
H1005H–SCLCR/L03	●	○	6	10	3	4.4	100	15	13°			
H06H–SCLCR/L04	●	○	7	6	3.5	5.4	100	15	13°	CCGT0401	M2.0*4	T–6
H07K–SCLCR/L04	●	○	8	7	4	6.4	125	20	15°			
H08K–SCLCR/L06	●	○	10	8	5	7	125	20	13	CC**0602	M2.5*6	T–8
H10K–SCLCR/L06	●	○	13	10	6.5	9	125	22	12			
H12K–SCLCR/L06	●	○	16	12	8	11	125	25	10			
H12M–SCLCR/L09	○	○	16	12	8	11	150	25	12	CC**09T3	M3.5*8	T–15

C****–SDQCR/L (Carbide Holder)



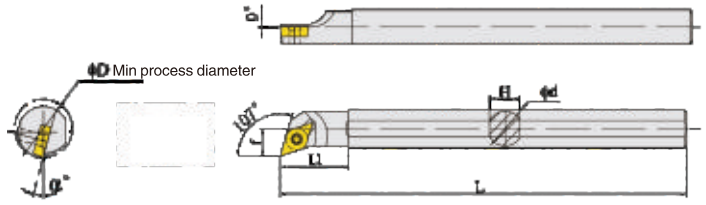

Ordering Code	Stock		Dimensions(mm)							Insert	Screw	Wrench
	R	L	D	d	L	L1	H	f	a°			
C08K–SDQCR/L07	●	○	13	8	6	7	125	20	12	DC**0702	M2.5*6	T–8
C10K–SDQCR/L07	●	○	16	10	7	9	125	23	10			
C12M–SDQCR/L07	●	○	20	12	9	11	150	30	8			
C12Q–SDQCR/L07	●	○	20	12	9	11	150	30	8			
C16Q–SDQCR/L07	●	○	25	16	10.5	15	180	30	6			
C16Q–SDQCR/L11	●	○	25	16	11	15	180	30	6	DC**11T3	M4*10	T–15
C16R–SDQCR/L11	●	○	25	16	11	15	200	30	6			
C20S–SDQCR/L11	●	○	28	20	12.5	18	250	39	6			

●Stock ○Availabie upon Order

C**–SDUCR/L (Carbide Holder)



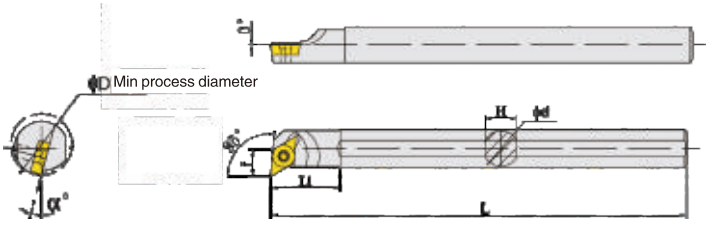

Ordering Code	Stock		Dimensions(mm)							Insert	Screw	Wrench
	R	L	D	d	L	L1	H	f	a°			
C08K–SDUCR/L07	●	○	10	8	7	13	125	25	12	DC**0702	M2.5*6	T–8
C10K–SDUCR/L07	●	○	13	10	8	12	125	25	10			
C12M–SDUCR/L07	●	○	16	12	9	10	150	28	8			
C12Q–SDUCR/L07	●	○	16	12	9	12	150	28	8			
C16Q–SDUCR/L07	●	○	20	16	11	10	180	30	6			
C16Q–SDUCR/L11	●	○	20	16	11.5	10	180	35	6	DC**11T3	M4*10	T–15
C16R–SDUCR/L11	●	○	20	16	11.5	10	200	35	6			
C20S–SDUCR/L11	●	○	25	20	13	8	250	40	6			

H**–SDUCR/L (HSS Holder)



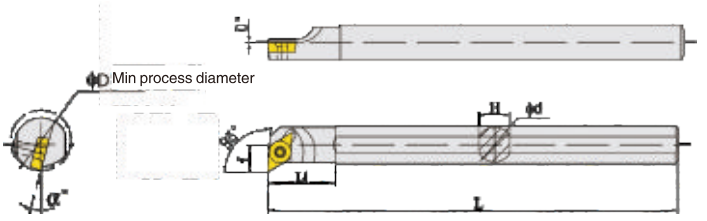

Ordering Code	Stock		Dimensions(mm)							Insert	Screw	Wrench
	R	L	D	d	L	L1	H	f	a°			
H08K–SDUCR/L07	○	○	10	8	7	13	125	25	12	DC**0702	M2.5*6	T–8
H10K–SDUCR/L07	○	○	13	10	8	12	125	25	10			
H12M–SDUCR/L07	○	○	16	12	9	10	150	28	8			
H16Q–SDUCR/L07	○	○	20	16	11	10	180	30	6			
H16Q–SDUCR/L11	○	○	20	16	11.5	10	180	35	6	DC**11T3	M3.5*8	T–15
H20R–SDUCR/L11	○	○	25	20	13	8	200	40	6			

●Stock ○Availabie upon Order

H**–SDQCR/L (HSS Holder)



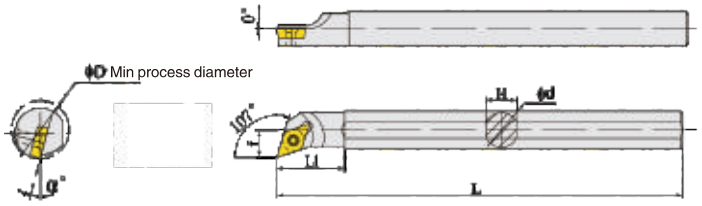

Ordering Code	Stock		Dimensions(mm)							Insert	Screw	Wrench
	R	L	D	d	L	L1	H	f	a°			
H08K–SDQCR/L07	○	○	10	8	7	13	125	25	12	DC**0702	M2.5*6	T–8
H10K–SDQCR/L07	○	○	13	10	8	12	125	25	10			
H12M–SDQCR/L07	○	○	16	12	9	10	150	28	8			
H16Q–SDQCR/L07	○	○	20	16	11	10	180	30	6			
H16Q–SDQCR/L11	○	○	20	16	11.5	10	180	35	6	DC**11T3	M3.5*8	T–15
H20R–SDQCR/L11	○	○	25	20	13	8	200	40	6			

C**–STFB(C)R/L (Carbide Holder)



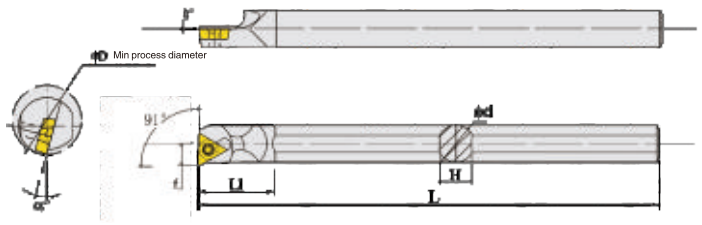

Ordering Code	Stock		Dimensions(mm)								Insert	Screw	Wrench
	R	L	D	d	d1 f	L1	L	H	a°				
C06J–STFBR/L06	●	○	7	6	3.5	5.4	100	15	13°	TB**0601	M1.8*3.5	T–6
C07J–STFBR/L06	●	○	8	7	4	6.4	100	20	15°			
C08K–STFCR/L09	●	○	10	8	5	7	125	20	13	TC**0902	M2.0*4	T–6
C10K–STFCR/L09	●	○	13	10	6.5	9	125	22	12			
C10K–STFCR/L11	●	○	13	10	6.5	9	125	22	12	TC**1102	M2.5*6	T–8
C12M–STFCR/L11	●	○	16	12	8	11	150	25	10			
C12Q–STFCR/L11	●	○	16	12	8	11	180	25	12			
C16Q–STFCR/L11	●	○	20	16	10	15	180	28	10			
C16R–STFCR/L11	●	○	20	16	10	15	200	28	10			
C20S–STFCR/L16	●	○	25	20	12.5	18	250	33	8	TC**16T3	M3.5*8	T–15

●Stock ○Availabie upon Order

E****–STFB(C)R/L (Carbide(w)thru coolant)



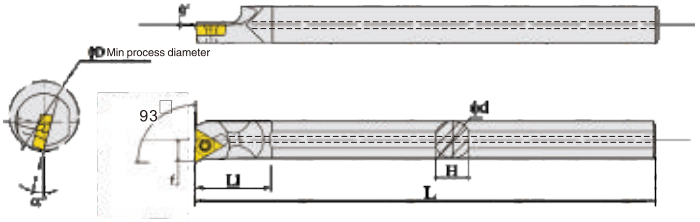

Ordering Code	Stock		Dimensions(mm)							Insert	Screw	Wrench
	R	L	D	d	d1 f	L1	L	H	a°			
E06J–STFBR/L06	●	○	7	6	3.5	5.4	100	15	13°	TB**0601	M1.8*3.5	T–6
E07J–STFBR/L06	○	○	8	7	4	6.4	100	20	15°			
E08K–STFCR/L09	●	○	10	8	5	7	125	20	13	TC**0601	M2.0*4	T–6
E10K–STFCR/L09	●	○	13	10	6.5	9	125	22	12			
E10K–STFCR/L11	●	○	13	10	6.5	9	125	22	12	TC**1102	M2.5*6	T–8
E12M–STFCR/L11	●	○	16	12	8	11	150	25	10			
E12Q–STFCR/L11	●	○	16	12	8	11	180	25	12			
E16Q–STFCR/L11	●	○	20	16	10	15	180	28	10			
E16R–STFCR/L11	●	○	20	16	10	15	200	28	10			
E20S–STFCR/L16	●	○	25	20	12.5	18	250	33	8	TC**16T3	M4*10	T–15

H**–STUB(C)R/L (HSS Holder)



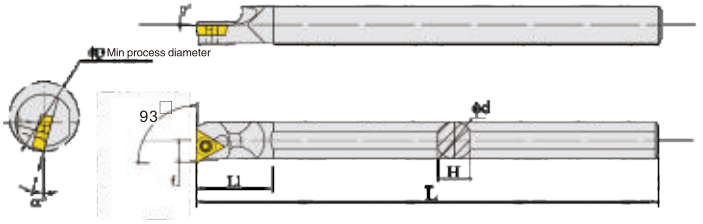

Ordering Code	Stock		Dimensions(mm)							Insert	Screw	Wrench
	R	L	D	d	d1 f	L1	L	H	a°			
H06H–STUBR/L06	●	○	7	6	3.5	5.4	100	15	13°	TB**0601	M1.8*3.5	T–6
H07H–STUBR/L06	●	○	8	7	4	6.4	100	20	15°			
H1006K–STUBR06	●	○	7	10	3.5	5.4	100	20	13°	TC**0902	M2.0*4	T–6
H1007K–STUBR06	●	○	8	10	4	6.4	100	20	15°			
H08K–STUCR/L09	○	○	10	8	5	7	125	20	13	TC**0902	M2.0*4	T–6
H10K–STUCR/L09	○	○	13	10	6.5	9	125	22	12			
H10K–STUCR/L11	○	○	13	10	6.5	9	125	22	12	TC**1102	M2.5*6	T–8
H12M–STUCR/L11	○	○	16	12	8	11	150	25	10			
H16Q–STUCR/L11	○	○	20	16	10	15	180	28	10			
H20R–STUCR/L16	○	○	25	20	12.5	18	200	33	8	TC**16T3	M3.5*8	T–15

●Stock ○Availabie upon Order

C**–STUB(C)R/L (Carbide Holder)



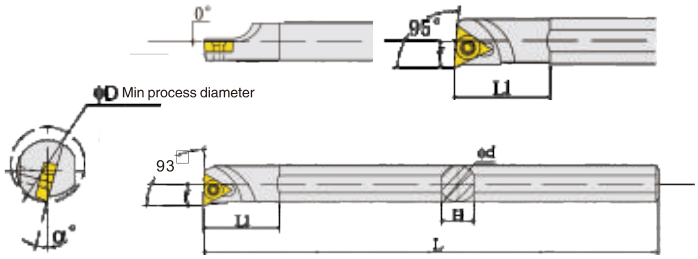

Ordering Code	Stock		Dimensions(mm)							Insert	Screw	Wrench
	R	L	D	d	d1 f	L1	L	H	a°			
C06J–STUBR/L06	●	○	7	6	3.5	5.4	100	15	13°	TB**0601	M1.8*3.5	T–6
C07J–STUBR/L06	●	○	8	7	4	6.4	100	20	15°			
C08K–STUCR/L09	●	○	10	8	5	7	125	20	13	TC**0902	M2.0*4	T–6
C10K–STUCR/L09	●	○	13	10	6.5	9	125	22	12			
C10K–STUCR/L11	●	○	13	10	6.5	9	125	22	12	TC**1102	M2.5*6	T–8
C12M–STUCR/L11	●	○	16	12	8	11	150	25	10			
C12Q–STUCR/L11	○	○	16	12	8	11	180	25	12			
C16Q–STUCR/L11	●	○	20	16	10	15	180	28	10			
C16R–STUCR/L11	●	○	20	16	10	15	200	28	10			
C20S–STUCR/L16	●	○	25	20	13	18	250	33	8	TC**16T3	M4*10	T–15

E**–STUB(C)R/L （Carbide（w）thru coolant）



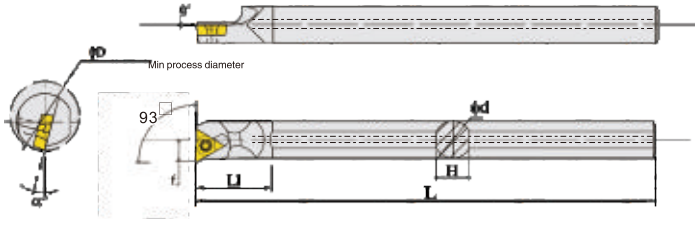

Ordering Code	Stock		Dimensions(mm)							Insert	Screw	Wrench
	R	L	D	d	d1 f	L1	L	H	a°			
E06J–STUBR/L06	●	○	7	6	3.5	5.4	100	15	13°	TB**0601	M1.8*3.5	T–6
E07J–STUBR/L06	○	○	8	7	4	6.4	100	20	15°			
E08K–STUCR/L09	●	○	10	8	5	7	125	20	13	TC**0902	M2.0*4	T–6
E10K–STUCR/L09	●	○	13	10	6.5	9	125	22	12			
E10K–STUCR/L11	●	○	13	10	6.5	9	125	22	12	TC**1102	M2.5*6	T–8
E12M–STUCR/L11	●	○	16	12	8	11	150	25	10			
E12Q–STUCR/L11	○	○	16	12	8	11	180	25	12			
E16Q–STUCR/L11	●	○	20	16	10	15	180	28	10			
E16R–STUCR/L11	●	○	20	16	10	15	200	28	10			
E20S–STUCR/L16	●	○	25	20	12.5	18	250	33	8	TC**16T3	M4*10	T–15

●Stock ○Availabie upon Order

C**–STUPR/L (Carbide Holder)



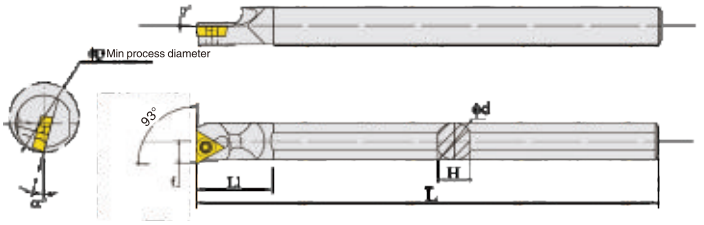

Ordering Code	Stock		Dimensions(mm)							Insert	Screw	Wrench
	R	L	D	d	d1 f	L1	L	H	a°			
C08K–STUPR/L09	●	○	10	8	5	7	125	20	13	TP**0902	M2.0*4	T–6
C10K–STUPR/L09	●	○	13	10	6.5	9	125	22	12			
C10K–STUPR/L11	●	○	13	10	6.5	9	125	22	12	TP**1103	M2.5*6	T–8
C12M–STUPR/L11	●	○	16	12	8	11	150	25	10			
C12Q–STUPR/L11	●	○	16	12	8	11	180	25	12			
C16Q–STUPR/L11	●	○	20	16	10	15	180	28	10			
C16R–STUPR/L11	●	○	20	16	10	15	200	28	10			
C20R–STUPR/L16	●	○	25	20	13	18	200	33	8	TP**1603	M4*10	T–15
C20S–STUPR/L16	●	○	25	20	13	18	250	33	8			

E**–STUPR/L(Carbide(w)thru coolantr)

—Coolant through center



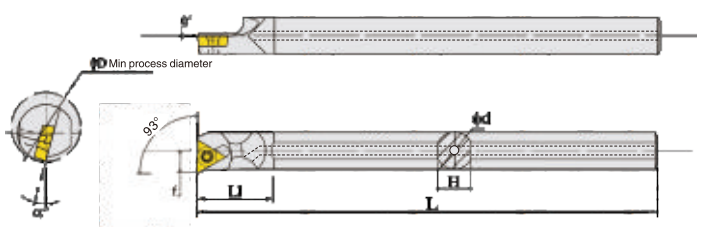

Ordering Code	Stock		Dimensions(mm)							Insert	Screw	Wrench
	R	L	D	d	d1 f	L1	L	H	a°			
E08K–STUPR/L09	●	○	10	8	5	7	125	20	13	TP**0903	M2.0*4	T–6
E10K–STUPR/L09	●	○	13	10	6.5	9	125	22	12			
E10K–STUPR/L11	●	○	13	10	6.5	9	125	22	12	TP**1103	M2.5*6	T–8
E12M–STUPR/L11	●	○	16	12	8	11	150	25	10			
E12Q–STUPR/L11	●	○	16	12	8	11	180	25	12			
E16Q–STUPR/L11	●	○	20	16	10	15	180	28	10			
E16R–STUPR/L11	●	○	20	16	10	15	200	28	10			
E20R–STUPR/L16	●	○	25	20	13	18	200	33	8	TP**1603	M4*10	T–15
E20S–STUPR/L16	●	○	25	20	13	18	250	33	8			

●Stock ○Availabie upon Order

H**–STUPR/L (HSS Holder)



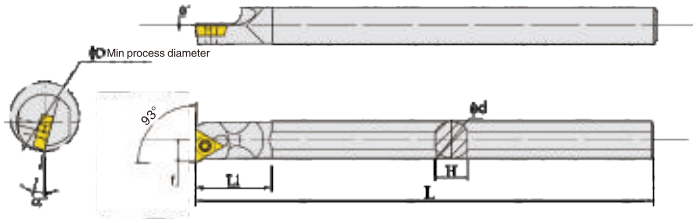

Ordering Code	Stock		Dimensions(mm)							Insert	Screw	Wrench
	R	L	D	d	d1 f	L1	L	H	a°			
H08K–STUPR09	○	○	10	8	5	7	125	20	13	TP**0903	M2.0*4	T–6
H10K–STUPR09	○	○	13	10	6.5	9	125	22	12			
H10K–STUPR11	○	○	13	10	6.5	9	125	22	12	TP**1103	M2.5*6	T–8
H12M–STUPR11	○	○	16	12	8	11	150	25	10			
H12Q–STUPR11	○	○	16	12	8	11	180	25	12			
H16Q–STUPR11	○	○	20	16	10	15	180	28	10			
H16R–STUPR11	○	○	20	16	10	15	200	28	10			
H20R–STUPR16	○	○	25	20	13	18	200	33	8	TP**1603	M3.5*8	T–15
H20S–STUPR16	○	○	25	20	13	18	250	33	8			

C**–SWUBR/L (Carbide Holder)



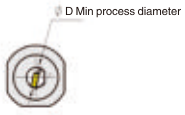

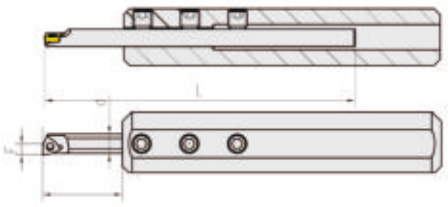

Ordering Code	Stock		Dimensions(mm)							Insert	Screw	Wrench
	R	L	D	d	F	H	L	L1	a°			
C05H–SWUBR06	●	○	6	5	3	4.4	100	15	13°	WB**0601	M2.0*4	T–6
C06J–SWUBR06	●	○	7	6	3.5	5.4	110	15	13°			
C07J–SWUBR06	●	○	8	7	4	6.4	110	15	13°			

●Stock ○Availabie upon Order

E**–SWUBR/L (Carbide(w)thru coolantr)



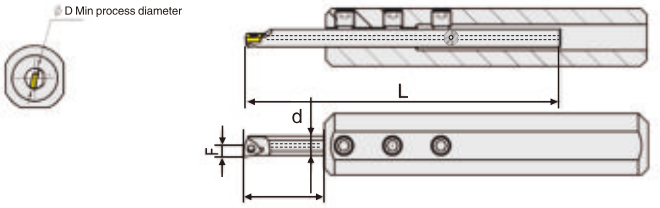

Ordering Code	Stock		Dimensions(mm)							Insert	Screw	Wrench
	R	L	D	d	F	H	L	L1	a°			
E05H–SWUBR06	●	○	6	5	3	4.4	100	15	13°	WB**0601	M2.0*4	T–6
E06J–SWUBR06	●	○	7	6	3.5	5.4	110	15	13°			
E07J–SWUBR06	●	○	8	7	4	6.4	110	15	13°			

H**–SWUBR/L (HSS Holder)



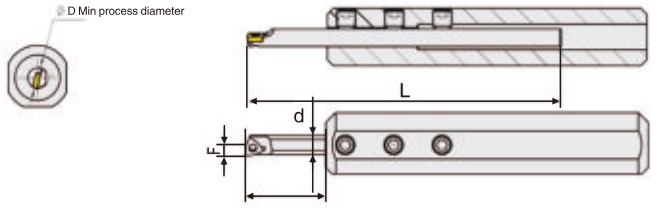

Ordering Code	Stock		Dimensions(mm)							Insert	Screw	Wrench
	R	L	D	d	F	H	L	L1	a°			
H05H–SWUBR06	●	○	6	5	3	4.4	100	15	13°	WB**0601	M2.0*4	T–6
H06H–SWUBR06	●	○	7	6	3.5	5.4	110	15	13°			
H07H–SWUBR06	●	○	8	7	4	6.4	110	15	13°			
H1005K–SWUBR06	●	○	6	10	3	4.4	100	15	13°	WB**0601	M2.0*4	T–6
H1006K–SWUBR06	●	○	7	10	3.5	5.4	110	15	13°			
H1007K–SWUBR06	●	○	8	10	4	6.4	110	15	13°			

●Stock ○Availabie upon Order

SHB Cutter



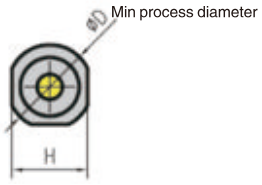

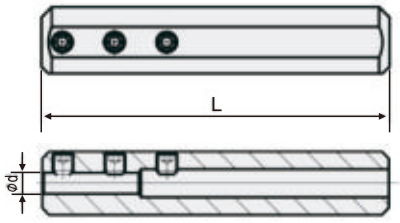

Ordering Code	Stock	Dimensions(mm)				Screw	Wrench
		D	d	L	H		
SHB 0416–100	●	16	4	100	15	ES40	L2.0
SHB 0516–100	●	16	5	100	15		
SHB 0616–100	●	16	6	100	15		
SHB 0716–100	●	16	7	100	15		
SHB 0816–100	●	16	8	100	15		
SHB 0420–100	●	20	4	100	18		
SHB 0520–100	●	20	5	100	18		
SHB 0620–100	●	20	6	100	18		
SHB 0820–100	●	20	8	100	18		
SH B1020–100	●	20	10	100	18	ES50	L3.0

S**–SCLCR/L





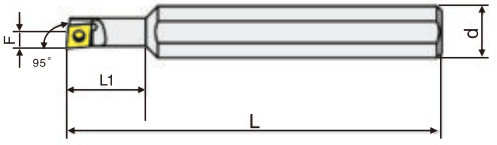

Ordering Code	Stock		Dimensions(mm)								Insert	Screw	Wrench
	R	L	D	d	d1	f	L1	L	H	a°			
S0612K–SCLCR/L04	●	○	7	12	6	3.5	18	125	11	10	CC**0401	M2.0*4	T–6
S0812K–SCLCR/L06	●	○	10	12	8	5	24	125	11	10	CC**0602	M2.5*6	T–8
S0616M–SCLCR/L04	●	○	7	16	6	3.5	18	150	11	10	CC**0401	M2.0*4	T–6
S0816M–SCLCR/L06	●	○	10	16	8	5	24	150	15	10	CC**0602	M2.5*6	T–8
S1016M–SCLCR/L06	●	○	13	16	10	6	30	150	15	10			
S1216M–SCLCR/L06	●	○	16	16	12	7	36	150	15	10			
S1020M–SCLCR/L06	●	○	13	20	10	6	30	150	18	8			
S1220M–SCLCR/L06	●	○	16	20	12	7	36	150	18	8			
S1220M–SCLCR/L09	●	○	16	20	12	7.5	36	150	18	8	CC**09T3	M3.5*8	T–15

●Stock ○Availabie upon Order

S**–SCLCR/L



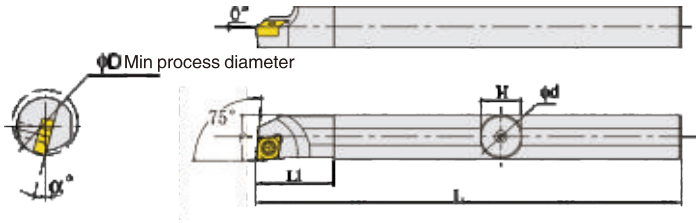

Ordering Code	Stock		Dimensions(mm)							Insert	Screw	Wrench
	R	L	D	d	f	L	L1	H	a°			
S08K–SCLCR/L06	●	●	10	8	5	125	20	7	13	CC**0602	M2.5*6	T–8
S10K–SCLCR/L06	●	●	13	10	6	125	22	9	12			
S12M–SCLCR/L06	●	●	16	12	7	150	25	11	10			
S16Q–SCLCR/L09	●	●	20	16	9.5	160	30	15	10	CC**09T3	M3.5*8	T–15
S20R–SCLCR/L09	●	●	25	20	11.5	200	35	18	8			
S25R–SCLCR/L09	●	●	31	25	14	200	35	23	6			
S25S–SCLCR/L09	●	●	31	25	14	250	40	23	6			
S25S–SCLCR/L12	●	●	31	25	14.5	250	40	23	6	CC**1204	M5.0*12	T–20
S32S–SCLCR/L12	●	●	39	32	18	250	45	29	4			
S32T–SCLCR/L12	●	●	39	32	18	300	45	29	4			

S**–SCKCR/L



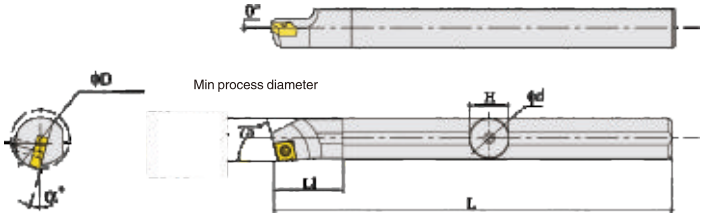

Ordering Code	Stock		Dimensions(mm)							Insert	Screw	Wrench
	R	L	D	d	f	L	L1	H	a°			
S08K–SCKCR/L06	●	●	10	8	5.5	125	20	7	13	CC**0602	M2.5*6	T–8
S10K–SCKCR/L06	●	●	13	10	6	125	22	9	12			
S12M–SCKCR/L06	●	●	16	12	7	150	25	11	10			
S16Q–SCKCR/L09	●	●	20	16	9.5	180	30	15	10	CC**09T3	M3.5*8	T–15
S20Q–SCKCR/L09	●	●	25	20	11.5	180	35	18	8			
S20R–SCKCR/L09	●	●	31	25	11.5	200	35	18	6			
S25R–SCKCR/L09	●	●	31	25	14	200	35	23	6			
S25S–SCKCR/L09	●	●	31	25	14	250	40	23	6			

●Stock ○Availabie upon Order

S**–SCZCR/L



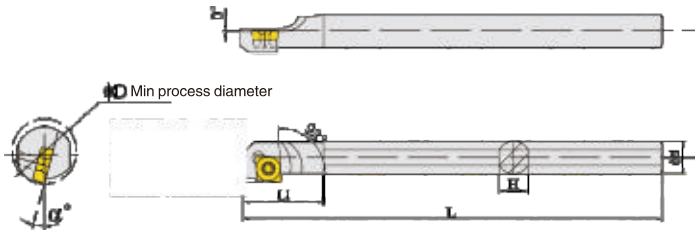

Ordering Code	Stock		Dimensions(mm)							Insert	Screw	Wrench
	R	L	D	d	f	L	L1	H	a°			
S08K–SCZCR/L06	●	●	12.5	8	6.5	125	26	7	13	CC**0602	M2.5*6	T–8
S10K–SCZCR/L06	●	●	14	10	7.5	125	28	9	12			
S12M–SCZCR/L06	●	●	16	12	8.5	150	32	11	10			
S16Q–SCZCR/L09	●	●	20	16	10.5	180	28	15	10	CC**09T3	M3.5*8	T–15
S20R–SCZCR/L09	●	●	25	20	13.5	200	40	18	8			
S25S–SCZCR/L09	●	●	32	25	16	250	45	23	6			

S**–SDQCR/L



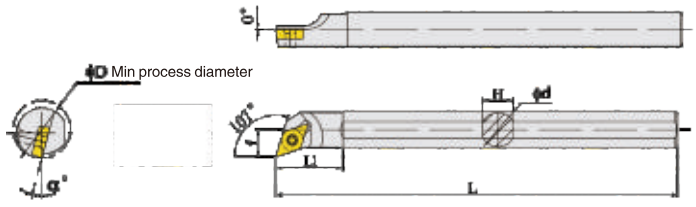

Ordering Code	Stock		Dimensions(mm)							Insert	Screw	Wrench
	R	L	D	d	f	L	L1	H	a°			
S08K–SDQCR/L07	●	●	13	8	6	125	20	7	13	DC**0702	M2.5*6	T–8
S10K–SDQCR/L07	●	●	16	10	7	125	23	9	12			
S12M–SDQCR/L07	●	●	20	12	9	150	30	11	10			
S16Q–SDQCR/L11	●	●	25	16	11	180	30	15	10	DC**11T3	M3.5*8	T–15
S20Q–SDQCR/L11	●	●	28	20	13	180	39	18	8			
S20R–SDQCR/L11	●	●	38	20	13	200	39	18	8			
S25R–SDQCR/L11	●	●	33	25	16	200	40	23	6			
S25S–SDQCR/L11	●	●	33	25	16	250	40	23	6			
S32S–SDQCR/L11	●	●	41	32	20	250	43	29	4			
S32T–SDQCR/L11	●	●	41	32	20	300	43	29	4			

●Stock ○Availabie upon Order

S**–SDUCR/L



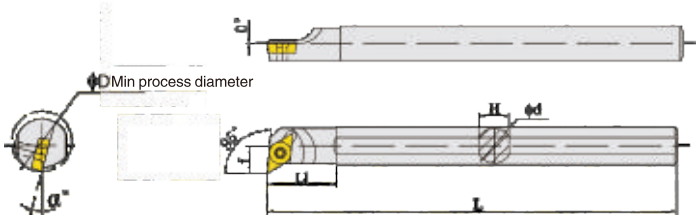

Ordering Code	Stock		Dimensions(mm)							Insert	Screw	Wrench
	R	L	D	d	f	L	L1	H	a°			
S08K–SDUCR/L07	●	●	13	8	7	125	25	9	13	DC**0702	M2.5*6	T–8
S10K–SDUCR/L07	●	●	15	10	8	125	25	9	12			
S12M–SDUCR/L07	●	●	17	12	9	150	28	11	10			
S16Q–SDUCR/L11	●	●	23	16	11.5	180	30	15	10	DC**11T3	M3.5*8	T–15
S20Q–SDUCR/L11	●	●	25	20	13	180	35	18	8			
S20R–SDUCR/L11	●	●	25	20	13	200	35	18	8			
S25R–SDUCR/L11	●	●	32	25	16	200	40	23	6			
S25S–SDUCR/L11	●	●	32	25	16	250	40	23	6			
S32S–SDUCR/L11	●	●	39	32	20	250	45	29	4			
S32T–SDUCR/L11	●	●	39	32	20	300	45	29	4			

S**–SDZCR/L



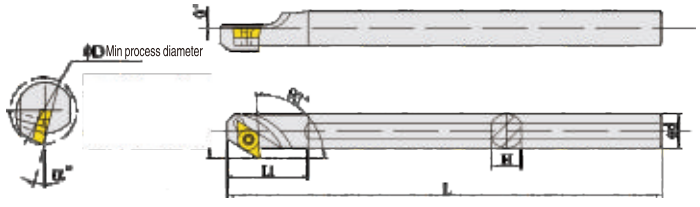

Ordering Code	Stock		Dimensions(mm)							Insert	Screw	Wrench
	R	L	D	d	f	L	L1	H	a°			
S10K–SDZCR/L07	●	●	16	10	8	125	28	9	12	DC**0702	M2.5*6	T–8
S12M–SDZCR/L07	●	●	18	12	9	150	30	11	10			
S16Q–SDZCR/L07	●	●	22	16	11	180	30	15	10			
S16Q–SDZCR/L11	●	●	24	16	12	180	35	15	10	DC**11T3	M3.5*8	T–15
S20R–SDZCR/L11	●	●	28	20	13	200	40	18	8			
S25S–SDZCR/L11	●	●	34	25	16	250	45	23	6			
S32T–SDZCR/L11	●	●	38	32	20.5	300	50	29	4			

●Stock ○Availabie upon Order

S**–SDWCR/L



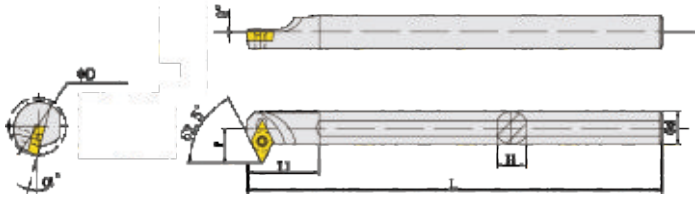

Ordering Code	Stock		Dimensions(mm)							Insert	Screw	Wrench
	R	L	D	d	f	L	L1	H	a°			
S10K–SDWCR/L07	●	●	16	10	8	125	28	9	12	DC**0702	M2.5*6	T–8
S12M–SDWCR/L07	●	●	18	12	9	150	30	11	10			
S16Q–SDWCR/L07	●	●	22	16	11	180	30	15	10			
S16Q–SDWCR/L11	●	●	24	16	12	180	35	15	10	DC**11T3	M3.5*8	T–15
S20R–SDWCR/L11	●	●	28	20	13	200	40	18	8			
S25S–SDWCR/L11	●	●	34	25	16	250	45	23	6			
S32T–SDWCR/L11	●	●	38	32	20.5	300	50	29	4			

S**–SSSCR/L



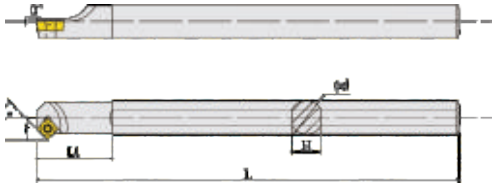

Ordering Code	Stock		Dimensions(mm)							Insert	Screw	Wrench
	R	L	D	d	f	L	L1	H	a°			
S12M–SSSCR/L09	●	●	16	12	8.5	150	30	11	12	SC**09T3	M3.5*8	T–15
S16Q–SSSCR/L09	●	●	22	16	11.5	180	35	15	10			
S20R–SSSCR/L09	●	●	26	20	13.5	200	40	18	8			
S25S–SSSCR/L09	●	●	31	25	16	250	40	23	6			
S20R–SSSCR/L12	●	●	26	20	14	200	40	15	8	SC**1204	M5*12	T–20
S25S–SSSCR/L12	●	●	31	25	16.5	250	40	23	6			

●Stock ○Availabie upon Order

S**–SSKCR/L



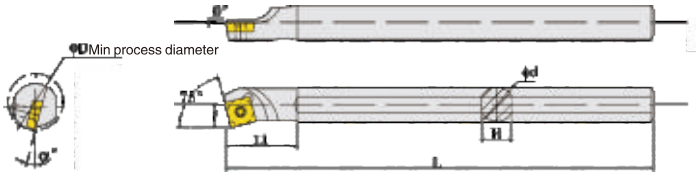

Ordering Code	Stock		Dimensions(mm)							Insert	Screw	Wrench
	R	L	D	d	f	L	L1	H	a°			
S12M–SSKCR/L09	●	●	16	12	8.5	150	30	11	12	SC**09T3	M3.5*8	T–15
S16Q–SSKCR/L09	●	●	22	16	11.5	180	35	15	10			
S20R–SSKCR/L09	●	●	26	20	13.5	200	40	18	8			
S25S–SSKCR/L09	●	●	31	25	16	250	40	23	6			
S20R–SSKCR/L12	●	●	26	20	14	200	40	15	8	SC**1204	M5*12	T–20
S25S–SSKCR/L12	●	●	31	25	16.5	250	40	23	6			

S**–STFCR/L



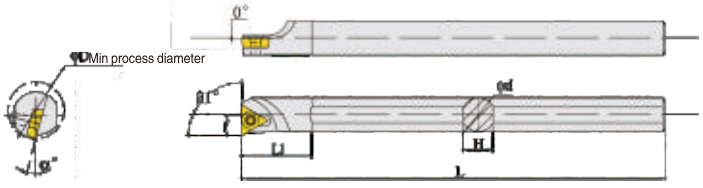

Ordering Code	Stock		Dimensions(mm)							Insert	Screw	Wrench
	R	L	D	d	f	L	L1	H	a°			
S10K–STFCR/L09	●	●	13	10	5	125	24	9	13	TC**0902	M2.2*6	T–6
S12M–STFCR/L09	●	●	16	12	7	150	27	11	10			
S10K–STFCR/L11	●	●	13	10	5	125	24	9	13	TC**1102	M2.5*6	T–8
S12M–STFCR/L11	●	●	16	12	7	150	27	11	10			
S16Q–STFCR/L11	●	●	20	16	9	180	30	15	8			
S20R–STFCR/L11	●	●	25	20	11	200	35	18	6			
S20R–STFCR/L16	●	●	25	20	11.5	200	40	18	8	TC**16T3	M3.5*8	T–15
S25S–STFCR/L16	●	●	31	25	14	250	40	23	4			
S32T–STFCR/L16	●	●	39	32	17.5	300	45	29	4			

●Stock ○Availabie upon Order

S**–STUCR/L



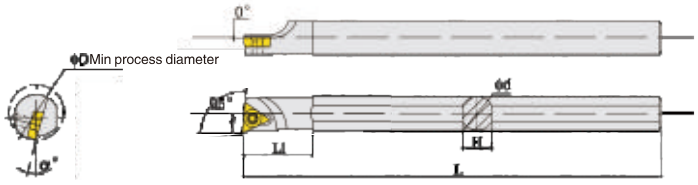

Ordering Code	Stock		Dimensions(mm)							Insert	Screw	Wrench
	R	L	D	d	f	L	L1	H	a°			
S06H–STUCR/L06	●	●	8	6	3.5	100	15	5	15	TB**0601	M1.8*3	T–6
S08K–STUCR/L09	●	●	10.5	8	5	125	23	7	15	TC**0902	M2.2*6	T–6
S10K–STUCR/L09	●	●	13	10	6	125	24	9	13			
S12M–STUCR/L09	●	●	16	12	7	150	27	11	10			
S12M–STUCR/L11	●	●	16	12	7	150	27	11	10	TC**1102	M2.5*6	T–8
S16Q–STUCR/L11	●	●	20	16	9	180	30	15	8			
S20R–STUCR/L11	●	●	25	20	11	200	35	18	6			
S20R–STUCR/L16	●	●	25	20	11.5	200	40	18	8	TC**16T3	M3.5*8	T–15
S25S–STUCR/L16	●	●	31	25	14	250	40	23	4			
S32T–STUCR/L16	●	●	39	32	17.5	300	45	29	4			

S**–STWCR/L



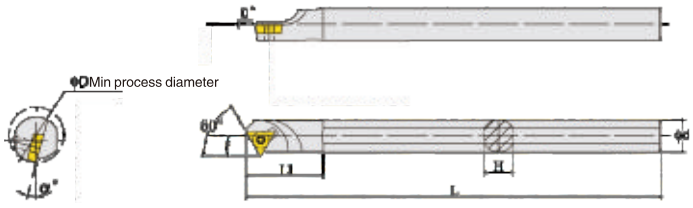

Ordering Code	Stock	Dimensions(mm)							Insert	Screw	Wrench
		D	d	f	L	L1	H	a°			
S08K–STWCR/L09	●	10.5	8	5	125	23	7	15	TC**0902	M2.2*6	T–6
S10K–STWCR/L09	●	13	10	6	125	24	9	13			
S10K–STWCR/L11	●	13	10	5	125	24	9	13	TC**1102	M2.5*6	T–8
S12M–STWCR/L11	●	16	12	7	150	27	11	10			
S14N–STWCR/L11	●	18	14	7	160	30	13	10			
S16Q–STWCR/L11	●	20	16	9	180	30	15	8			
S20R–STWCR/L16	●	25	20	11.5	200	40	18	8	TC**16T3	M3.5*8	T–15
S25S–STWCR/L16	●	31	25	14	250	40	23	4			

●Stock ○Availabie upon Order

S**–SVQB(C)R/L



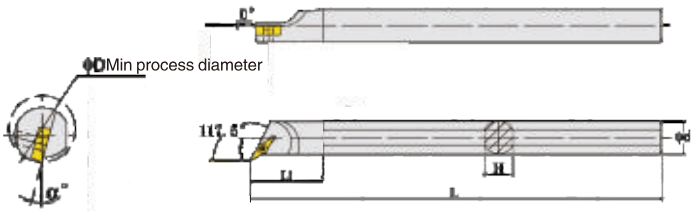

Ordering Code	Stock		Dimensions(mm)							Insert	Screw	Wrench
	R	L	D	d	f	L	L1	H	a°			
S16Q–SVQB(C)R/L11	●	●	22	16	11.5	180	35	15	12	VB**1103	M2.5*6	T–8
S20R–SVQB(C)R/L11	●	●	27	20	14	200	39	18	12			
S20R–SVQB(C)R/L16	●	●	27	20	14	200	50	18	12	VB**1604	M3.5*8	T–15
S25S–SVQB(C)R/L16	●	●	32	25	16.5	250	50	23	8			
S32T–SVQB(C)R/L16	●	●	41	32	22.5	300	55	29	8			
S16Q–SVQCR/L11	●	●	22	16	11.5	180	35	15	8	VC**1103	M2.5*6	T–8
S20R–SVQCR/L11	●	●	27	20	14	200	39	18	6			
S20R–SVQCR/L16	●	●	27	20	14	200	50	18	8	VC**1604	M3.5*8	T–15
S25S–SVQCR/L16	●	●	32	25	16.5	250	50	23	6			
S32T–SVQCR/L16	●	●	41	32	22.5	300	55	29	8			

S**–SVUCR/L



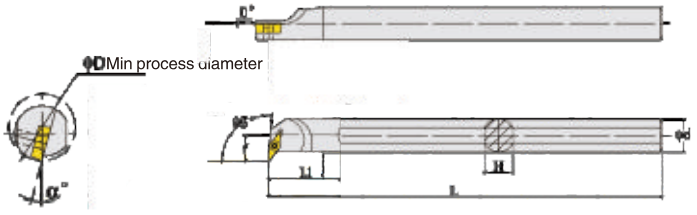

Ordering Code	Stock		Dimensions(mm)							Insert	Screw	Wrench
	R	L	D	d	f	L	L1	H	a°			
S16Q–SVUBR/L11	●	●	22	16	11.5	180	35	15	12	VB**1103	M2.5*6	T–8
S20R–SVUBR/L11	●	●	27	20	14	200	39	18	12			
S20R–SVUBR/L16	●	●	27	20	14	200	50	18	12	VB**1604	M3.5*8	T–15
S25S–SVUBR/L16	●	●	32	25	16.5	250	50	23	8			
S32T–SVUBR/L16	●	●	41	32	22.5	300	55	29	8			
S16Q–SVUCR/L11	●	●	22	16	11.5	180	35	15	8	VC**1103	M2.5*6	T–8
S20R–SVUCR/L11	●	●	27	20	14	200	39	18	6			
S20R–SVUCR/L16	●	●	27	20	14	200	50	18	8	VC**1604	M3.5*8	T–15
S25S–SVUCR/L16	●	●	32	25	16.5	250	50	23	6			
S32T–SVUCR/L16	●	●	41	32	22.5	300	55	29	8			

●Stock ○Availabie upon Order

S**–SVXB(C)R/L



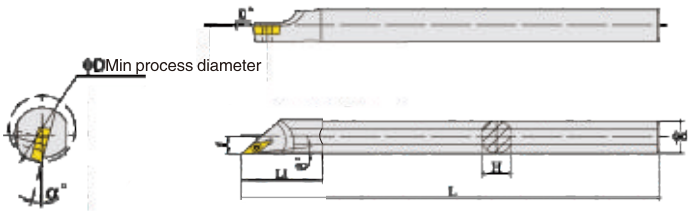

Ordering Code	Stock		Dimensions(mm)							Insert	Screw	Wrench
	R	L	D	d	f	L	L1	H	a°			
S16Q–SVXBR/L11	●	●	20	16	9.5	180	35	15	12	VB**1103	M2.5*6	T–8
S20R–SVXBR/L11	●	●	23	20	11.5	200	39	18	12			
S20R–SVXBR/L16	●	●	23	20	11.5	200	50	18	12	VB**1604	M3.5*8	T–15
S25S–SVXBR/L16	●	●	30	25	14	250	50	23	8			
S32T–SVXBR/L16	●	●	35	32	17.5	300	55	29	8			
S16Q–SVXCR/L11	●	●	20	16	9.5	180	35	15	8	VC**1103	M2.5*6	T–8
S20R–SVXCR/L11	●	●	23	20	11.5	200	39	18	6			
S20R–SVXCR/L16	●	●	23	20	11.5	200	50	18	8	VC**1604	M3.5*8	T–15
S25S–SVXCR/L16	●	●	30	25	14	250	50	23	6			
S32T–SVXCR/L16	●	●	35	32	17.5	300	55	29	8			

S**–SVZB(C)R/L



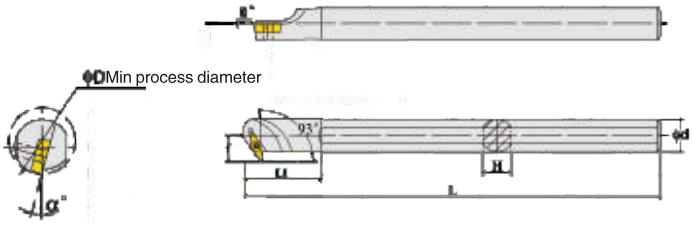

Ordering Code	Stock		Dimensions(mm)							Insert	Screw	Wrench
	R	L	D	d	f	L	L1	H	a°			
S16Q–SVZBR/L11	●	●	22	16	11.5	180	35	15	12	VB**1103	M2.5*6	T–8
S20R–SVZBR/L11	●	●	27	20	14	200	39	18	12			
S20R–SVZBR/L16	●	●	27	20	14	200	50	18	12	VB**1604	M3.5*8	T–15
S25S–SVZBR/L16	●	●	32	25	16.5	250	50	23	8			
S32T–SVZBR/L16	●	●	41	32	22.5	300	55	29	8			
S16Q–SVZCR/L11	●	●	22	16	11.5	180	35	15	8	VC**1103	M2.5*6	T–8
S20R–SVZCR/L11	●	●	27	20	14	200	39	18	6			
S20R–SVZCR/L16	●	●	27	20	14	200	50	18	8	VC**1604	M3.5*8	T–15
S25S–SVZCR/L16	●	●	32	25	16.5	250	50	23	6			
S32T–SVZCR/L16	●	●	41	32	22.5	300	55	29	8			

●Stock ○Availabie upon Order

S**–SVWB(C)R/L



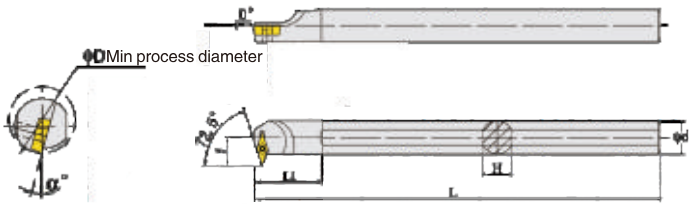

Ordering Code	Stock		Dimensions(mm)							Insert	Screw	Wrench
	R	L	D	d	f	L	L1	H	a°			
S25S–SVWBR/L16	●	●	38	25	23	250	35	23	6	VB**1604	M3.5*8	T–15
S32T–SVWBR/L16	●	●	45	32	26	300	40	29	6			
S25S–SVWCR/L16	●	●	38	25	23	250	35	23	4	VC**1604	M3.5*8	T–15
S32T–SVWCR/L16	●	●	45	32	26	300	40	29	4			

S**–SWLCR/L



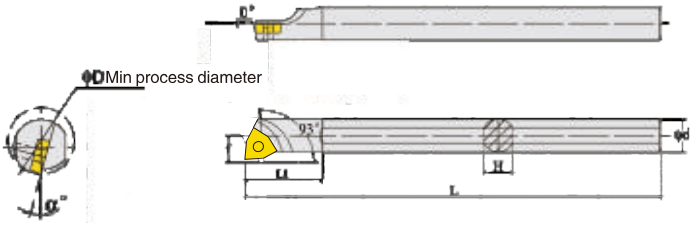

Ordering Code	Stock	Dimensions(mm)							Insert	Screw	Wrench
		D	d	f	L	L1	H	a°			
S08K–SWLCR/L04	●	10.5	8	5.5	125	25	7	13	WC**0402	M2.5*6	T–15
S10K–SWLCR/L04	●	13	10	6.5	125	30	9	10			
S12M–SWLCR/L06	●	16	12	8	150	37	11	13	WC**06T2	M3.5*8	T–15
S16Q–SWLCR/L06	●	20	16	10	180	40	15	10			
S20R–SWLCR/L08	●	25	20	12	200	45	19	8	WC**0804	M5*12	T–20
S25S–SWLCR/L08	●	31	25	14.5	250	45	24	6			

●Stock ○Availabie upon Order

F**SCLCR/L



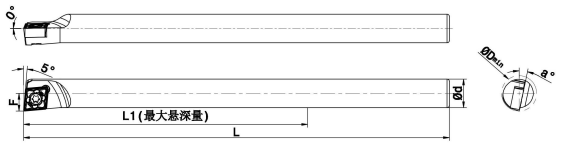

Ordering Code	Stock		Dimensions/mm							Blade	Screw	Wrench
	R	L	D	d	f	L	L1	H	a°			
F10M–SCLCR06–10D	●	●	13	10	7	150	100	9	13	CC**0602	MT2.5*6	FT–8
F12Q–SCLCR09–10D	●	●	16	12	9	180	120	11	10	CC**09T3	MT3.5*8	FT–15

F**STFCR/L



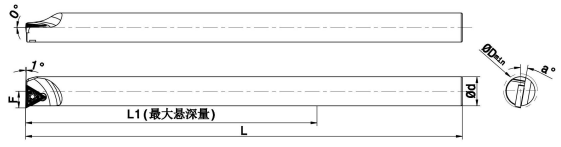

Ordering Code	Stock		Dimensions/mm							Blade	Screw	Wrench
	R	L	D	d	f	L	L1	H	a°			
F10M–STFCR11–10D	●	●	13	10	7	150	100	9	13	TC**1102	MT2.5*6	FT–8
F12Q–STFCR11–10D	●	●	16	12	9	180	120	11	10			

●Stock ○Availabie upon Order

F**SDUCR/L



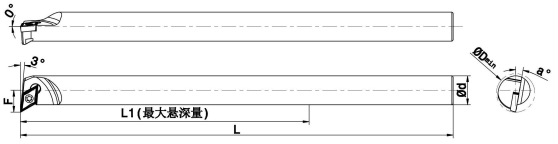

Ordering Code	Stock		Dimensions/mm							Blade	Screw	Wrench
	R	L	D	d	f	L	L1	H	a°			
F10M–SDUCR07–10D	●	●	15	10	9	150	100	9	12	DC**0702	MT2.5*6	FT–8
F12Q–SDUCR07–10D	●	●	18	12	11	180	120	11	110			

An–Ti boring Bar



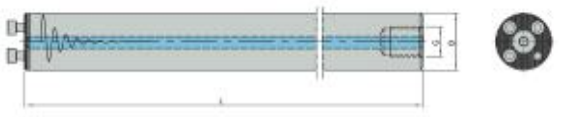

Ordering Code	Dimensions/mm				Blade	Screw	Wrench
	D	L	G	L/D			
D16–7D–156	16	156	G1/8	7	DT16	NLJ0310	L2.5
D16–10D–204	16	204	G1/8	10			
D20–7D–200	20	200	G1/4	7	DT20	NLJ03510	L2.5
D20–10D–260	20	260	G1/4	10			
D25–7D–255	25	255	G1/4	7	DT25	NLJ0412	L3.0
D25–10D–330	25	330	G1/4	10			
D32–7D–320	32	320	G3/8	7	DT32	NLJ0516	L4.0
D32–10D–416	32	416	G3/8	10			
D40–7D–410	40	410	G1/2	7	DT40	NLJ0616	L5.0
D40–10D–528	40	528	G1/2	10			

●Stock ○Availabie upon Order

An–Ti boring Bar



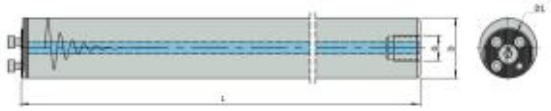

Ordering Code	Dimensions/mm				Blade	Screw	Wrench
	D	L	G	L/D			
D50–7D–518–DT40	50	518	G1/2	7	DT40	NLJ0620	L5.0
D50–10D–668–DT40	50	668	G1/2	10			
D60–7D–628–DT40	60	628	G3/4	7			
D60–10D–808–DT40	60	808	G3/4	10			

An–Ti boring Bar





Ordering Code	Dimensions/mm				Top Plate	Lower Platen	Screw	Screw	Wrench
	D	L	G	L/D					
D80–7D–880	80	880	G3/4	7	PM20–A	PM20–B	NLJ1035	TH1218	L8.0
D80–10D–1200	80	1200	G3/4	10					

●Stock ○Availabie upon Order

Postive 95° Boring



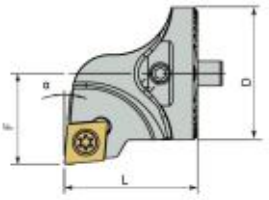

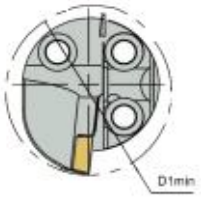

Ordering Code	Dimensions/mm					Blade	Screw	Wrench
	D	D1min	F	L	a°			
DT16–SCLCR/L06	16	20	11	20	5°	CC**0602	MT2.5*6	FT–8
DT20–SCLCR/L09	20	25	13	20	5°	CC**90T3	MT3.5*8	FT–15
DT25–SCLCR/L09	25	32	17	22	5°			
DT32–SCLCR/L09	32	40	22	32	5°			
DT40–SCLCR/L12	40	50	27	38	5°	CC*1204	MT5*11	FT–20

Postive 93° Boring and Lathing



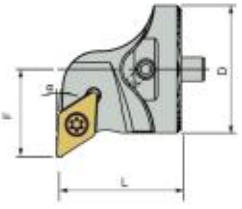

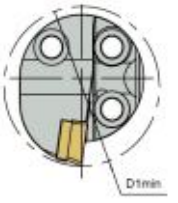

Ordering Code	Dimensions/mm					Blade	Screw	Wrench
	D	D1min	F	L	a°			
DT16–SDUCR/L07	16	20	11	20	3°	DC**0702	MT2.5*6	FT–8
DT20–SDUCR/L11	20	25	13	20	3°	DC**11T3	MT3.5*8	FT–15
DT25–SDUCR/L11	25	32	17	22	3°			
DT32–SDUCR/L11	32	40	22	32	3°			
DT40–SDUCR/L11	40	50	27	38	3°			

●Stock ○Availabie upon Order

Postive 93° Boring and Lathing



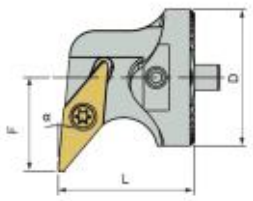

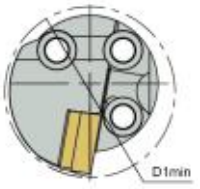

Ordering Code	Dimensions/mm					Blade	Screw	Wrench
	D	D1min	F	L	a°			
DT16–SVUBR/L11	16	20	11	20	3°	VB**1103	MT2.5*6	FT–8
DT20–SVUBR/L11	20	25	13	20	3°			
DT25–SVUBR/L11	25	32	17	22	3°			
DT32–SVUBR/L16	32	40	22	32	3°	VB**1604	MT3.5*8	FT–15
DT40–SVUBR/L16	40	50	27	38	3°			

Postive 62.5° Lathing



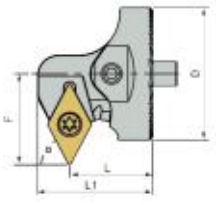



Ordering Code	Dimensions/mm						Blade	Screw	Wrench
	D	D1min	F	L	L1	a°			
DT16–SDWCR/L07	16	20	13	15	19	62.5°	DC**0702	MT2.5*6	FT–8
DT20–SDWCR/L07	20	27	15	15	19	62.5°			
DT25–SDWCR/L07	25	33	18	15	19	62.5°			
DT32–SDWCR/L11	32	40	22	20	28	62.5°	DC**11T3	MT3.5*8	FT–15
DT40–SDWCR/L11	40	50	27	20	28	62.5°			

●Stock ○Availabie upon Order

Postive 93° Boring



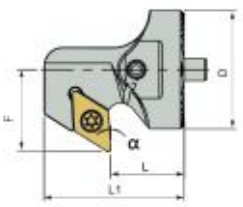



Ordering Code	Dimensions/mm						Blade	Screw	Wrench
	D	D1min	F	L	L1	a°			
DT16–SDZCR/L07	16	20	13	15	27	3°	DC**0702	MT2.5*6	FT–8
DT20–SDZCR/L07	20	27	15	15	27	3°			
DT25–SDZCR/L07	25	33	18	15	27	3°			
DT32–SDZCR/L11	32	40	22	20	38	3°	DC**11T3	MT3.5*8	FT–15
DT40–SDZCR/L11	40	50	27	20	38	3°			

Negative 95° Boring



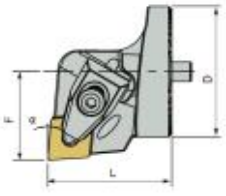

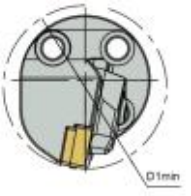

Ordering Code	Dimensions/mm					Knife pad	Screw	Pressing plate	Screw	Screw	Wrench
	D	D1min	F	L	a°						
DT32–DCLNR/L12	32	40	22	38	5°	CN**1204	DXD0614	DYB2413A	ZZM0616	TH0810	L3.0 L4.0
DT40–DCLNR/L12	40	50	27	38	5°						

●Stock ○Availabie upon Order

Negative 93° Boring and Lathing



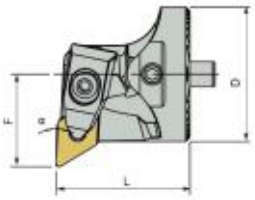

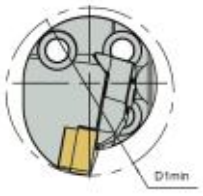

Ordering Code	Dimensions/mm					Knife pad	Screw	Pressing plate	Screw	Screw	Wrench
	D	D1min	F	L	a°						
DT32–DDUNR/L15	32	40	22	32	3°	DN–1504	DXD0614	DYB3113	ZZM0616	TH0810	L3.0 L4.0
DT40–DDUNR/L15	40	50	27	38	3°						

Negative 95° Boring



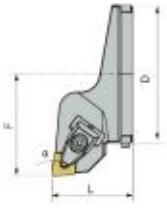

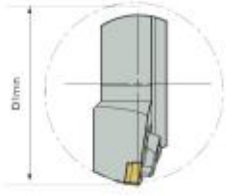

Ordering Code	Dimensions/mm					Knife pad	Screw	Pressing plate	Screw	Screw	Wrench
	D	D1min	F	L	a°						
DT80–DCLNR/L12	80	100	57	45	5°	CN**1204	DXD0614	DYB2413A	ZZM0616	TH0810	L3.0 L4.0

●Stock ○Availabie upon Order

Negative 93° Boring and Lathing



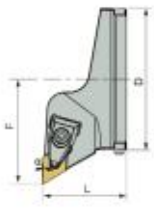

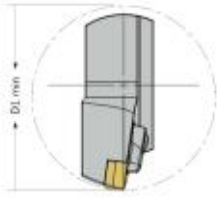

Ordering Code	Dimensions/mm					Knife pad	Screw	Pressing plate	Screw	Screw	Wrench
	D	D1min	F	L	a°						
DT80–DDUNR/L15	80	100	57	45	3°	DN–1504	DXD0614	DYB3113	ZZM0616	TH0810	L3.0 L4.0

Negative 62.5° Lathing





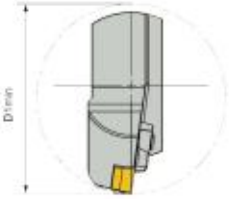

Ordering Code	Dimensions/mm					
	D	D1min	F	L	L1	a°
DT80–DDWNR/L15	80	100	57	25	40	62.5°

Ordering Code	Knife pad	Screw	Pressing plate	Screw	Screw	Wrench
DT80–DDWNR/L15	DN–1504	DXD0614	DYB3113	ZZM0616	TH0810	L3.0 L4.0

●Stock ○Availabie upon Order

Negative 93° Boring and Lathing



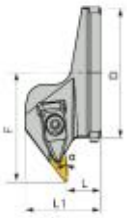

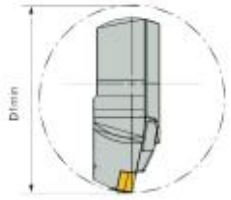

Ordering Code	Dimensions/mm					
	D	D1min	F	L	L1	a°
DT80–DVZNR/L15	80	110	64	20	45	3°

Ordering Code	Knife pad	Screw	Pressing plate	Screw	Screw	Wrench
						
DT80–DVZNR/L15	VN–1604	DXD0512	DYB3113	ZZM0616	TH0810	L2.5 L4.0

Postive 93° Boring and Lathing



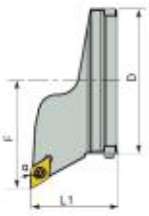

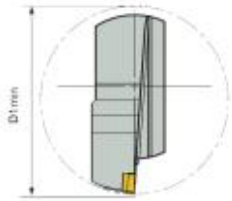

Ordering Code	Dimensions/mm					Blade	Screw	Wrench
	D	D1min	F	L	a°			
DT80–SDUCR/L11	80	100	57	45	3°	DC**11T3	MT3.5*8	FT–15

●Stock ○Availabie upon Order

Postive 95° Boring and Lathing



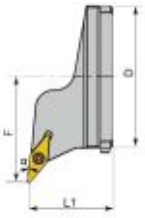

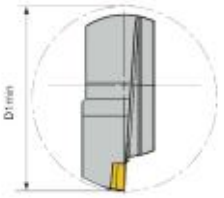

Ordering Code	Dimensions/mm					Blade	Screw	Wrench
	D	D1min	F	L	a°			
DT80–SVLBR/L16	80	100	57	45	3°	VB**1604	MT3.5*8	FT–15
DT80–SVLCR/L16	80	100	57	45	3°	VB**1604	MT3.5*8	FT–15

Center calibration block



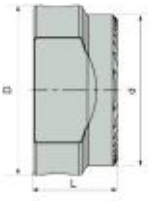

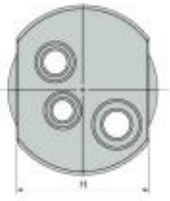

Ordering Code	Dimensions/mm				Blade
	D	d	H	L	
DTXZ 16–25	28	25	22	14	D16/D20/D25
DTXZ 32–40	62	60	52	25	D32/D40

●Stock ○Availabie upon Order

User Guide for Damping Turning Tool

Assembly and Adjusting

Preparation

Wipe clean the positions which need to be assembled,like V geometric slot on the cartridge and shank,the end of the shank which will be connected with adaptor,and internal hole on the clamping holder.See A and B position on the following visual.

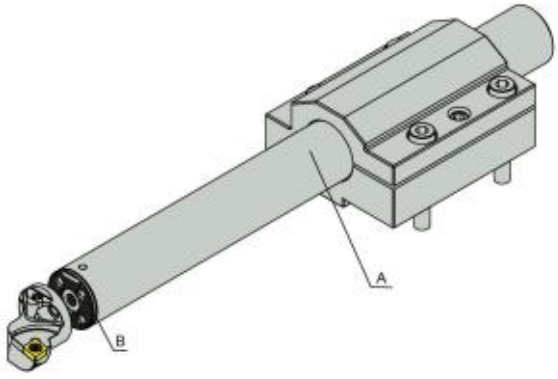

Assembly for the Shank

The clamping length should not be less than 4 L/D ratio.Suggest using the clamping cover wity opening method and other holdingclamping methods. Do not use screw clamping method. Use inner cooling please when working a long time.

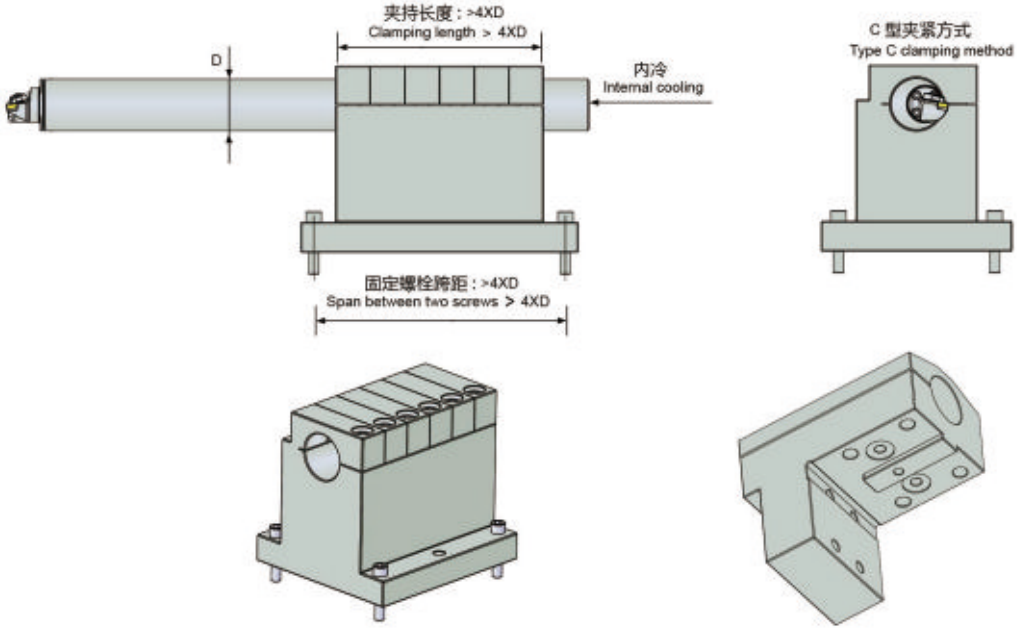

User Guide for Damping Turning Tool

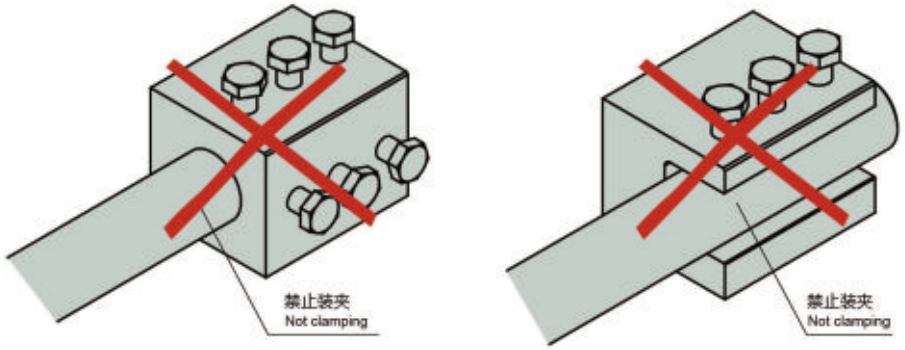

Adiusting the Height of Centre

Exclusive calibration tool for the height of centre should be used when assembling the shank when the first time.

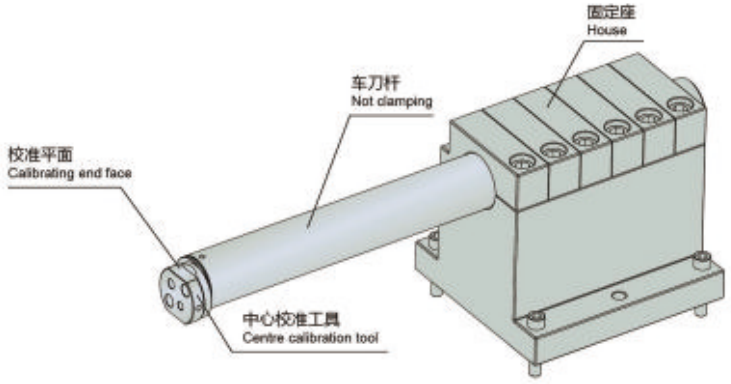

Assemble the right cartridge,see below figure

